

MU Certified Strip Trial Program

2018 Fungicide Trial Harvest Report

Site Number: 5 (Nodaway Co)

Extension Contact: Andy Luke

Trial Harvest Summary

This is a fungicide trial comparing the effect of yield on using fungicide versus no fungicide in treatment strips across the field. The field was planted on May 9th, sprayed for fungicide on July 24th, and harvested on October 24th. The mean difference between the treatment strips was 1.7 bushels per acre, but the difference at this location was not statistically significant in our initial analysis.

The field was scouted for foliar diseases on July 3rd and August 15th. Of the 40 points in the field that were scouted for foliar disease, there was little to no foliar disease observed at either scouting time and no statistical differences were observed for Septoria Brown Spot and Frogeye Leaf Spot between the treatment strips.

Please note the section towards the end of the report that summarizes management information currently known about the trial. Missing information is highlighted in yellow. Please provide your extension contact the missing information as soon as possible and let us know if any other corrections or changes need to be made.

At the end of the report is a table summarizing yield results from all of the fungicide trials. Please note that all of the analysis is preliminary.

The MU Strip Trial program will have meetings throughout Missouri in February of 2019. *See the attached flyer to find a meeting near you.* We encourage you to attend the strip trial meeting that is closest to you. This will be an opportunity for discussion on what was learned across farms and multiple years of trials. It will also be an opportunity for you to give feedback on how the trial worked on your farm and provide ideas for future trials.


Please follow us on Twitter at @MUStripTrials!

Thank you for agreeing to do this trial! It is one of 11 fungicide trials in 2018.

The mission of the MU Certified Strip Trial Program is to help farmers validate management decisions on their farm and document efficiency and environmental stewardship.

The MU Certified Strip Trial Program is funded by:

MU Extension, the Missouri Soybean Merchandising Council and the Missouri Corn Merchandising Council.



● < 30 bu/A ● 30 – 40bu/A ● 40- 50 bu/A ● 50 – 60 bu/A ● 60 – 70 bu/A ● >70 bu/A

Figure 1a. Soybean yield monitor data reported as bushels per acre (bu/A). Strips are labeled with their respective treatments: fungicide or no fungicide. The field was harvested October 24, 2018.

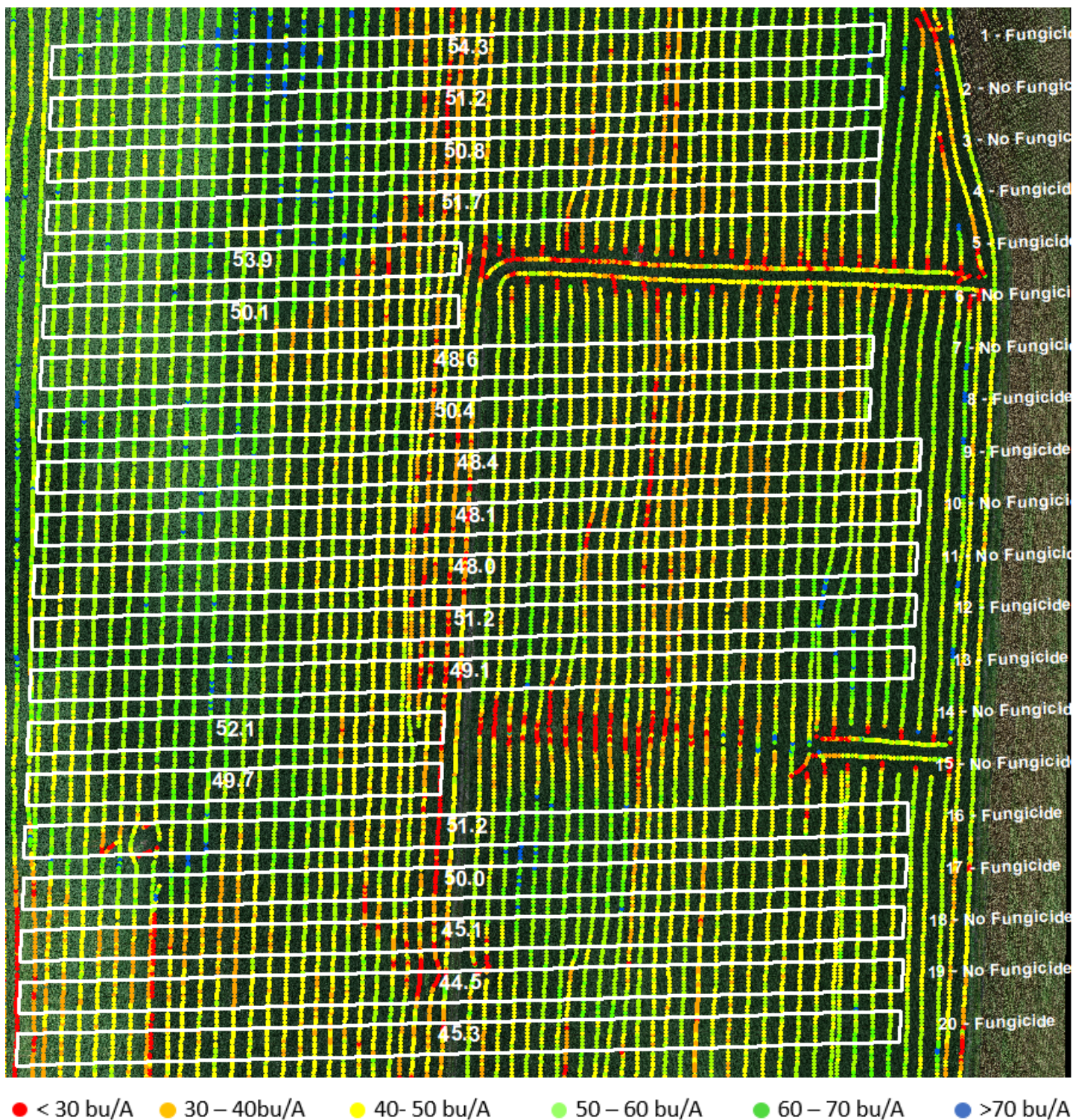


Figure 1a. Close up strips showing soybean yield monitor data reported as bushels per acre (bu/A). Strips are labeled with their respective treatments: Fungicide or No Fungicide.

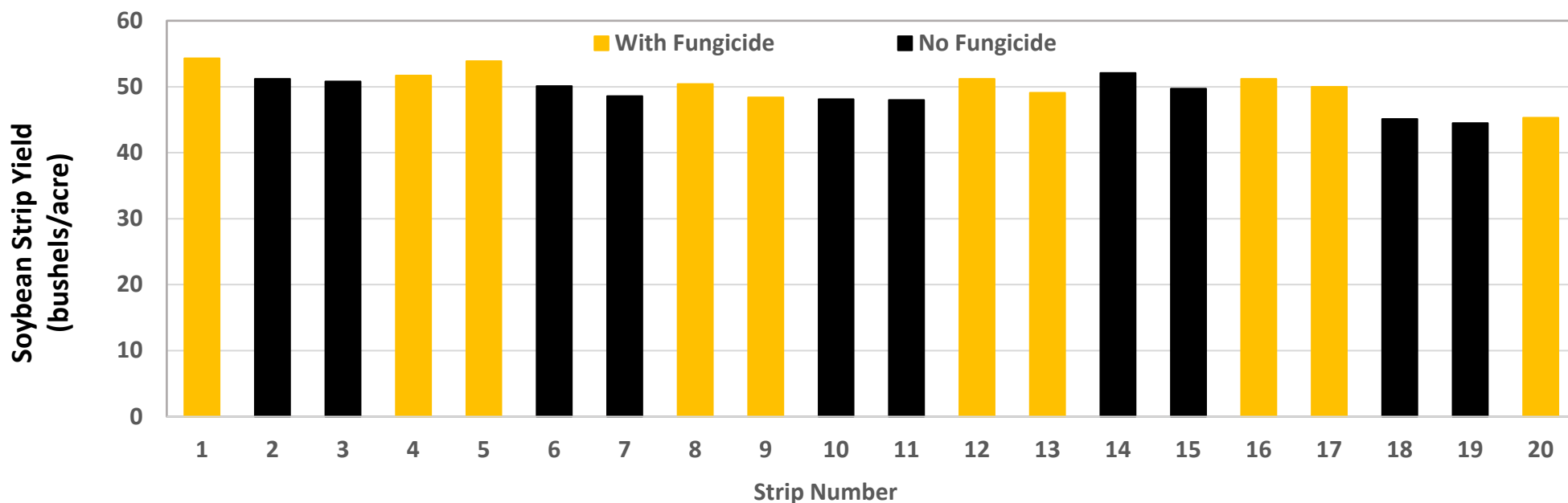
Table 1/Graph 1. Strip means of soybean yield.

Mean soybean yields:

Mean of all Strips: 49.7 bushels/acre
 Mean of strips with Fungicide: 50.5 bushels/acre
 Mean of strips with no Fungicide: 48.8 bushels/acre
 Treatment Difference: 1.7 bushels/acre

Preliminary analysis shows that this difference was not statistically significant.

Strip	1	2	3	4	5	6	7	8	9	10	11	12	13	14	15	16	17	18	19	20
Treatment	With	No	No	With	With	No	No	With	With	No	No	With	With	No	No	With	With	No	No	With
Yield (Bushels/Acre)	54.3	51.2	50.8	51.7	53.9	50.1	48.6	50.4	48.4	48.1	48.0	51.2	49.1	52.1	49.7	51.2	50.0	45.1	44.5	45.3



Grain Crop Management Information

Planting Date	Variety	Seeding Rate	Harvest Date
5/9/2018	AG39X7 and AG40X6	142,000	11/24/2018
Previous year's crop: Corn			
Does this field have a history of foliar disease? Yes			
If yes, please list dates and diseases: SDS			
Crop Rotation	Corn - Soybean		
Tillage System	Aerway in fall		

Input Information

Date	Type of Input	Product Name	Rate Applied
7/24/2018	Fertilizer	Max-In Beans	1 qrt/Acre
7/24/2018	Fertilizer	Max-In Boron	1 pt/Acre
7/24/2018	Drift Reduction	Interlock	4 oz/Acre
7/24/2018	Insecticide	Tundra Supreme	6 oz/Acre
7/24/2018	Fungicide	Aframe Plus	10.5 oz/Acre

Equipment Specifics

Equipment	Type	Width (in feet)
Planter	Case 1240	40
Sprayer	JD 4370	100
Combine	Case 7230	35
Yield Monitor	Pro 700	