

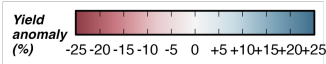
# SOYBEAN GROWTH MONITORING



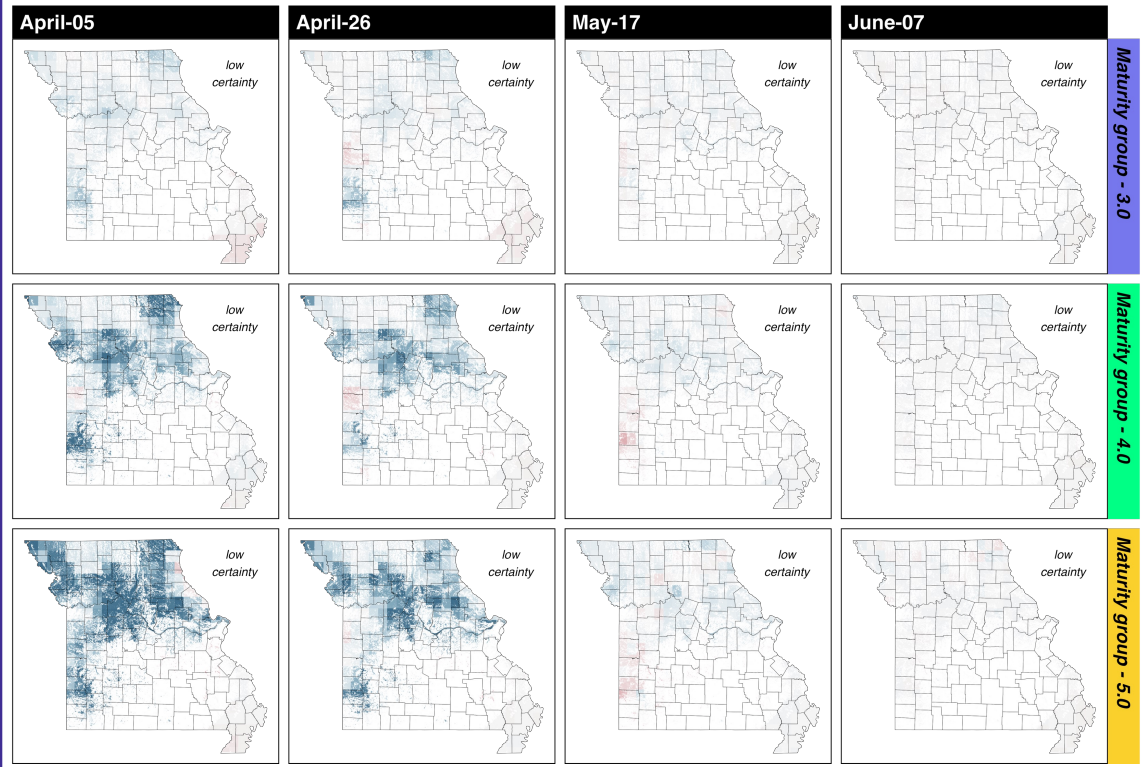
## June 4<sup>th</sup> to June 22<sup>nd</sup>

- Most of the state continues to show reduced vegetative growth, with flowering beginning to occur at relatively low node counts.
- Wet field conditions continue to complicate field operations, mainly post emergence herbicide applications. Product selection may need to be adjusted based on weed species, population density, and weed size.
- Forecasted warmer temperatures should support improved soybean growth and development in the coming weeks.
- The first soybean yield predictions of the season are included this week. Model certainty remains low across all scenarios, but prediction accuracy is expected to improve as the season progresses.

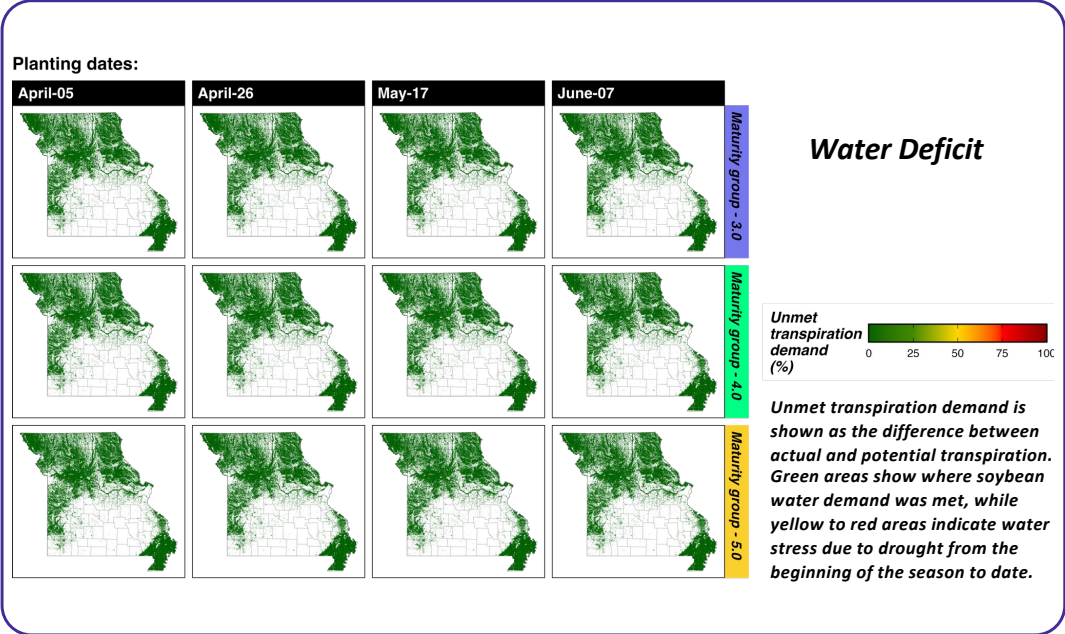
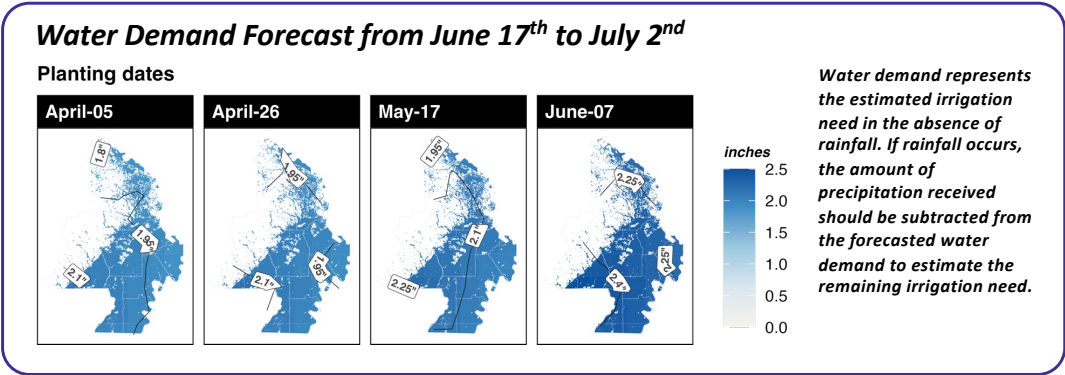
### Prediction of Yield Anomaly as of Jun-22-2026



Planting dates:



**2026 Soybean Yield Forecast for Missouri**  
 Yield is shown as a deviation from the normal expected yield for each of the 12 combinations of planting date (columns) and cultivar maturity group (rows). Blue indicates scenarios with expected yields above normal, red indicates below-normal yields due to the onset of adverse weather conditions, and gray represents yields close to the expected average. Note: yield deviations are relative to the normal expected yield for each specific scenario and are not directly comparable across scenarios



### Phenology and Development

PD	April-05				April-26			May-17			June - 07		
MG	Region	Stage	Node	Harvest	Stage	Node	Harvest	Stage	Node	Harvest	Stage	Node	Harvest
3.0	CE	R3	11	Aug-30	R1	8	Sep-08	V	5	Sep-16	V	1	Sep-26
	NE	R3	11	Sep-05	R1	8	Sep-12	V	5	Sep-19	V	1	Sep-29
	NW	R3	11	Sep-05	R1	8	Sep-12	V	5	Sep-19	V	1	Sep-30
	SE	R5	13	Aug-18	R1	9	Aug-31	V	6	Sep-09	V	1	Sep-22
	SW	R3	11	Aug-25	R1	8	Sep-03	V	5	Sep-11	V	1	Sep-23
4.0	CE	R1	11	Sep-17	V	8	Sep-23	V	5	Sep-29	V	1	Oct-08
	NE	R1	11	Sep-21	V	8	Sep-27	V	5	Oct-02	V	1	Oct-12
	NW	R1	11	Sep-22	V	8	Sep-27	V	5	Oct-02	V	1	Oct-12
	SE	R3	13	Sep-05	R1	9	Sep-15	V	6	Sep-22	V	1	Oct-03
	SW	R1	11	Sep-11	V	8	Sep-16	V	5	Sep-23	V	1	Oct-05
5.0	CE	R1	11	Sep-30	V	8	Oct-06	V	5	Oct-11	V	1	Oct-19
	NE	V	11	Oct-06	V	8	Oct-11	V	5	Oct-15	V	1	Oct-23
	NW	V	11	Oct-06	V	8	Oct-11	V	5	Oct-15	V	1	Oct-23
	SE	R1	13	Sep-20	V	9	Sep-28	V	6	Oct-04	V	1	Oct-14
	SW	R1	11	Sep-23	V	8	Sep-29	V	5	Oct-05	V	1	Oct-15