

# Nutrition Initiatives to Address Disparities

MSU Care Clinic

Jaime Gnau, MS, RDN/LD, CHES

# Greene County assessment by the Ozarks Health Commission reveals

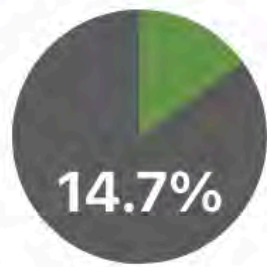
- Over 20% of population are current tobacco users
- About 3% have cardiovascular disease
- Over 25% have high blood pressure
- About 9% have diabetes
- About 18% live below the Federal Poverty Line



## GREENE COUNTY

FOOD INSECURE PEOPLE: 42,670

### FOOD INSECURITY RATE



### ESTIMATED PROGRAM ELIGIBILITY AMONG FOOD INSECURE PEOPLE



- 31% Above Other Nutrition Program threshold of 185% poverty
- 15% Between 130%-185% poverty
- 54% Below SNAP threshold of 130% poverty

AVERAGE MEAL COST  
**\$ 3.05**

ADDITIONAL MONEY REQUIRED  
TO MEET FOOD NEEDS  
**\$ 22,216,000**

The purpose of MSU Care is to **increase healthcare access** providing both preventative and chronic care management **for uninsured adults** with limited or no income through a team-based inter-professional clinical practice. Through collaboration and partnerships with community organizations, MSU Care is committed to **provide quality patient outcomes** and innovative **learning opportunities for healthcare**



# MSU Care Clinic Eligibility Criteria

U.S. Citizen

18-64 years of age

No insurance or medical coverage

Valid identification

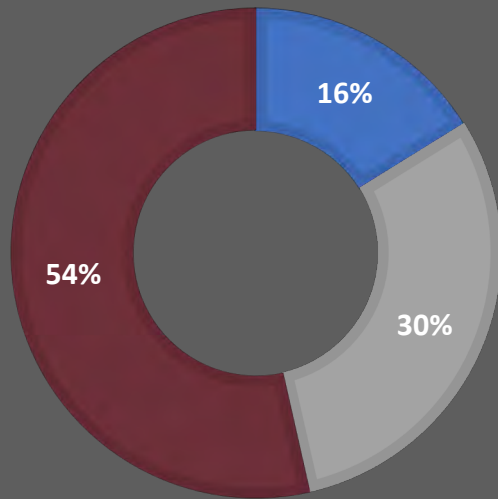
Family/household income 150% or less of the poverty level

Patients must renew every six months to maintain eligibility

A 2020 review of 128 patients revealed a high-risk patient population with significant opportunity for intervention

### Patient Age

■ 20-35 ■ 36-50 ■ 50-56



Risk Factor	MSU Care Population
Current tobacco use	62%
Diabetes	27%
Hypertension	44%
Vascular disease	12%
Mental health disorder	53%
Former substance use	17%
Current substance use	18%

## Focus on interprofessional care and engagement of students across professions

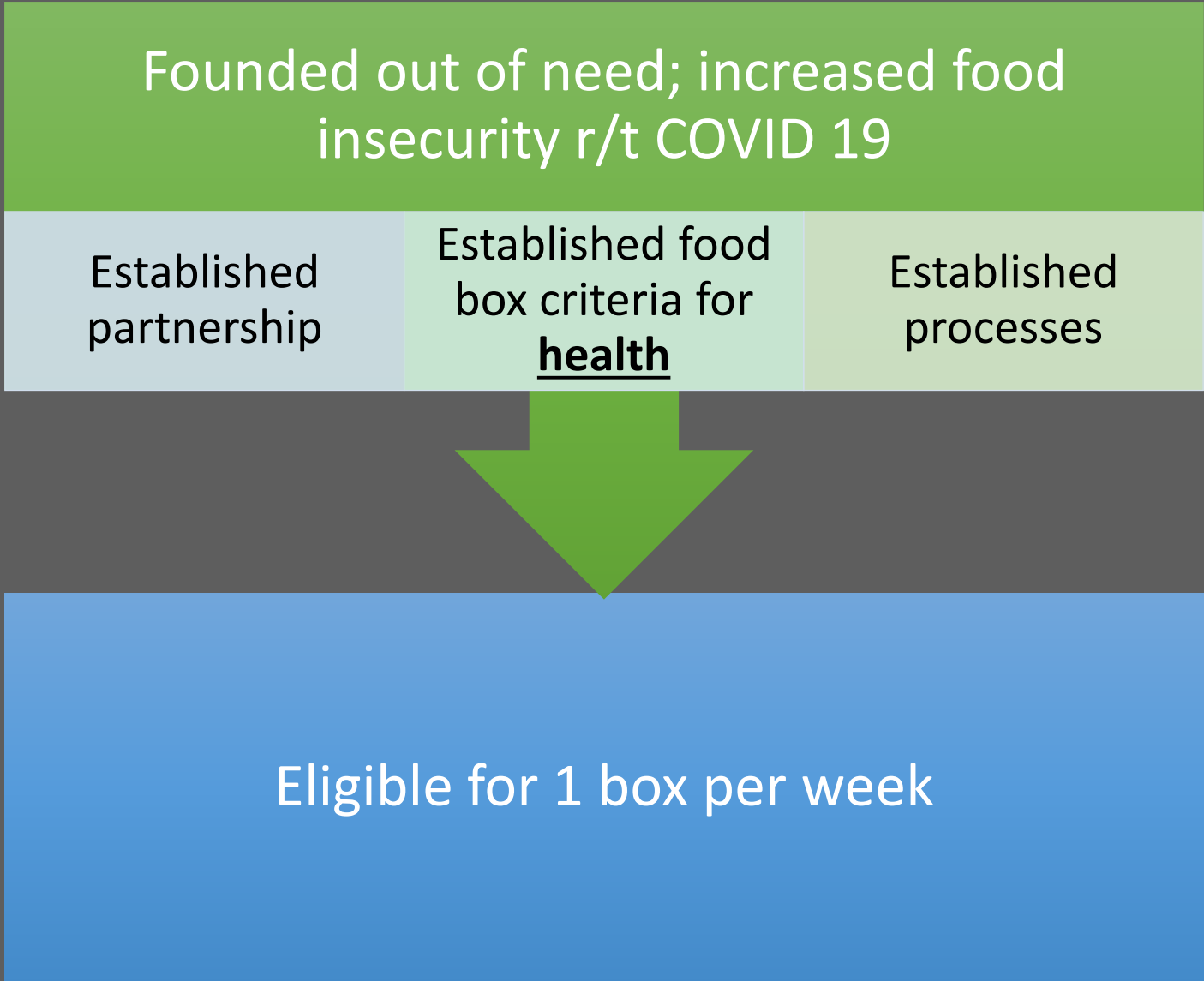
- Nursing, dietetics, pharmacy, physician assistant, health administration, nurse practitioner

Intentional engagement of community partners to address social determinants of health in tandem with primary care

A close-up photograph of a variety of fresh vegetables. In the foreground, there are several bright red bell peppers and a cluster of small, ripe red cherry tomatoes. Behind them, there are green beans, sliced red onions, and other vegetables, all slightly out of focus. The overall scene is colorful and fresh.

# MSU Care Nutrition Initiatives

# Emergency Food Box Program





Emergency  
Food Box  
Program

---

Current Food Distribution Data

---

March 2020 - Sept 2021

---

Total Pounds of Food: 32,656  
Lbs.

---

Total Meal Equivalents: 27,213.3  
meals

# Food Box Wish List

---

Low sodium canned vegetables/soups

---

Canned tuna

---

Canned chicken

---

Canned or dried beans, lentils

---

Peanut butter/nut butter

---

Whole grains (rice, pasta, cereals, oatmeal)

---

Canned fruit in own juice

---

Dried nuts, seeds, fruits

---

100% Juice no sugar added

---

Shelf stable or powdered milk

---

# Produce Pick-Up

---

- Bi-Weekly
- 6,717 pounds of produce distributed



# Vaccines and Veggies



**179** COVID 19  
vaccinations

**4,475** pounds  
of produce



# HabitNu

## GET ACTIVE, BUILD NEW HABITS, IMPROVE HEALTH

Adopt healthy habits, improve your heart health and  
reduce the risk of developing type 2 diabetes

### JOIN HABITNU

A CDC recognized program

### FULLY COVERED

for all who join the program.

Spots are limited, sign up today to get started!



[partners.habitnu.com/missourihearthealth](https://partners.habitnu.com/missourihearthealth)

Starting Now at MO Million Hearts

**JOIN TODAY**



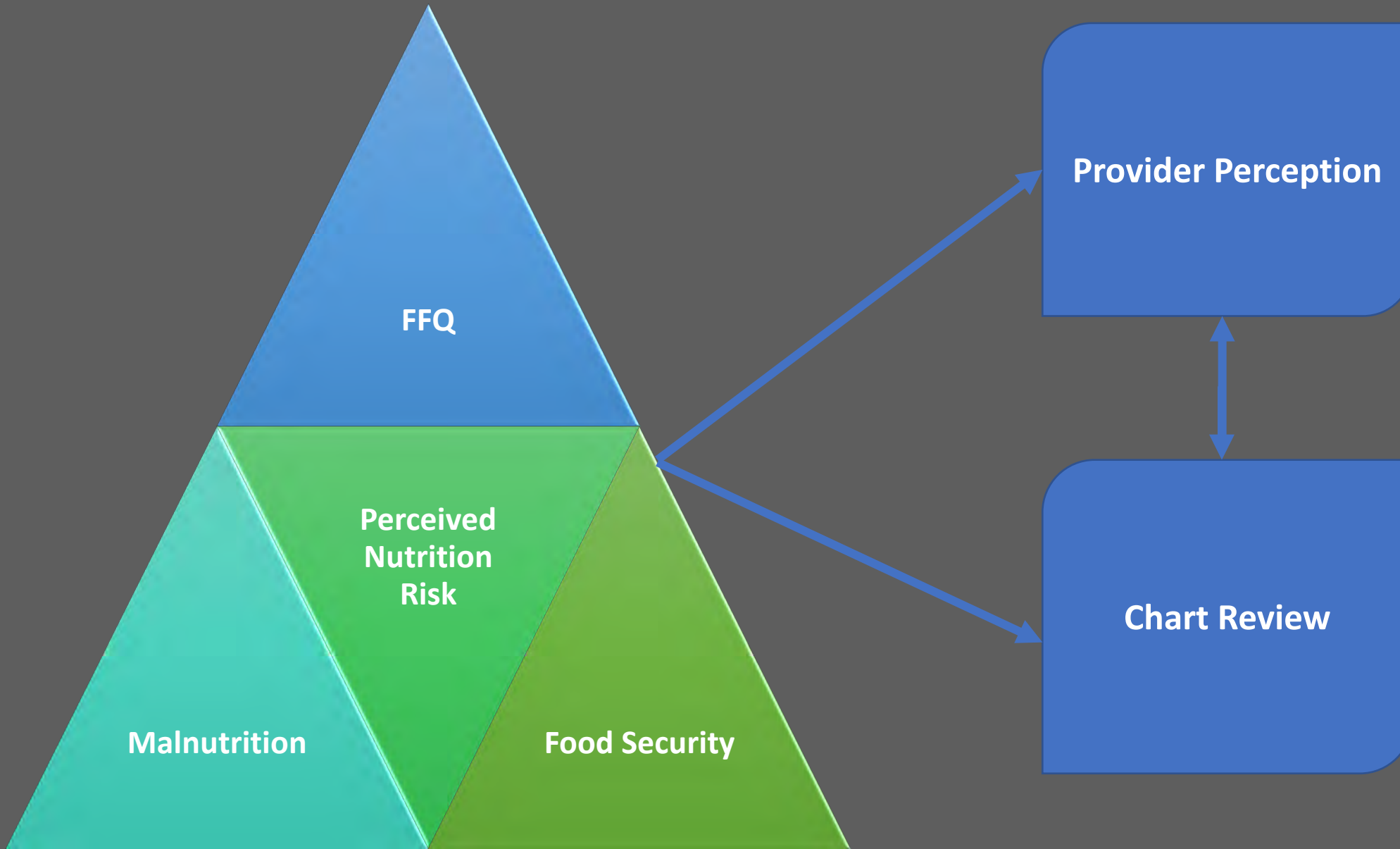
**habitnu**

**MSU Care**

Missouri State  
UNIVERSITY

Mercy+

# Nutrition Risk Study



Questions?

