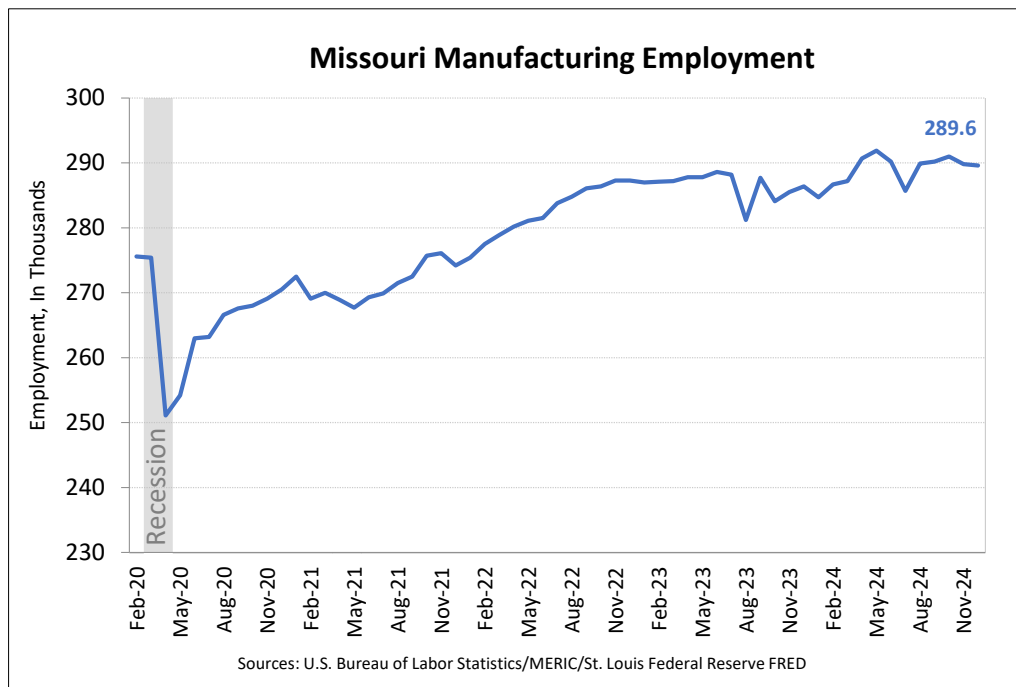


The Missouri Manufacturing Indicators is a bi-monthly brief that uses several surveys to highlight recent manufacturing economic activity. The latest figures for this brief include:

- The Missouri manufacturing sector employed 289,600 people in December 2024. Production employment grew by 1.1% over the past 12 months, less than the increase in overall Missouri employment (2.8%). U.S. manufacturing employment contracted 0.7% over the year.
- The December 2024 Missouri purchasing management index shows a slightly contractionary outlook. The overall index along with a lower new orders index indicates that manufacturers are less optimistic about the next few months, which could mean a further slowdown in sales.
- The Mid-America price index, for Missouri and most surrounding states, indicates that wholesale price inflation pressures are easing, despite a slightly higher index level than the national average.
- Missouri manufacturing hourly earnings advanced by 6.3% from a year earlier, based on a three-month moving average ending in December. This growth rate surpassed annual consumer inflation of 2.7%.

Missouri Manufacturing Employment Decreased Slightly in December

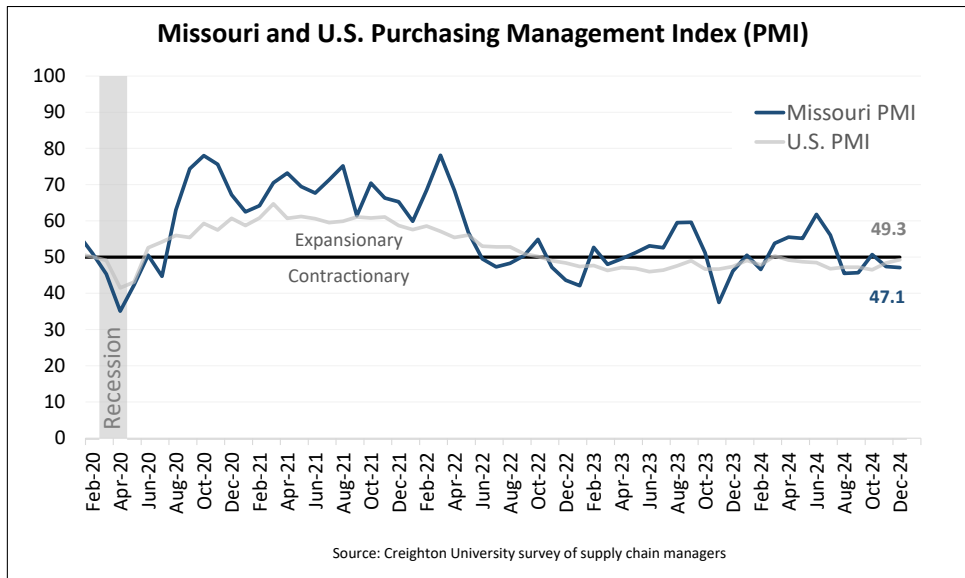
Missouri manufacturers employed 289,600 workers in December 2024, a decrease of 200 jobs from November, according to preliminary U.S. Bureau of Labor Statistics (BLS) estimates. Over one year, Missouri manufacturing jobs increased by 3,200, representing a 1.1% gain in production jobs since December 2023 (U.S. -0.7%).



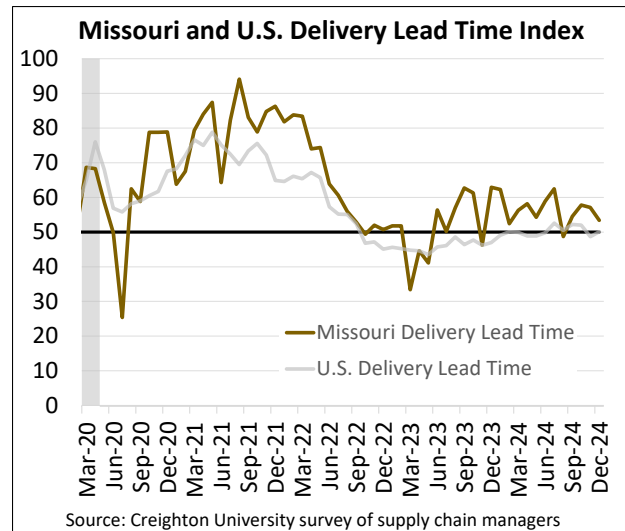
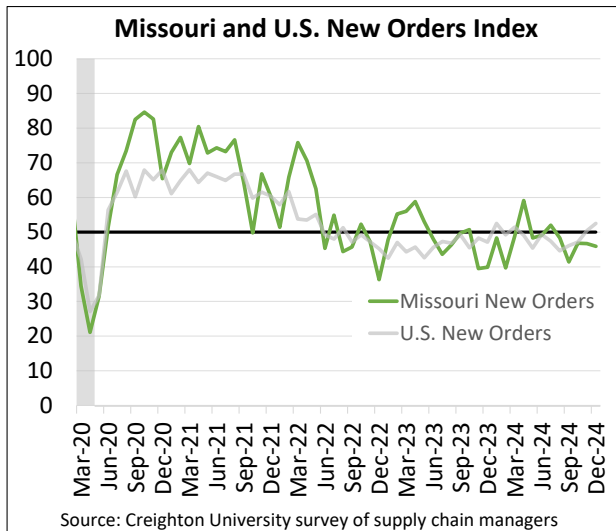
Missouri Purchasing Management Index (PMI) Moves Downward in December

Creighton University produces a monthly purchasing management index that averages several indices to track trends such as new orders, production, and inventories. The index ranges between 0 and 100 with values over 50 indicating an expansionary outlook for manufacturing over the next three to six months and values below 50 pointing toward a contractionary period. The index is a leading indicator of manufacturing activity and mirrors the national Institute of Supply Management (ISM) survey methodology.

- The December 2024 PMI index shows Missouri moving more into contractionary territory (47.1) from the prior month. The U.S. index of 49.3 kept the nation slightly above Missouri yet still in contractionary territory.



- The Missouri new orders index was 45.9 in December, down from the previous month and still in contractionary territory. The U.S. new orders index continued upward to 52.5 in December.
- Elevated Missouri supplier delivery lead times – a significant issue in prior years – remained slightly above U.S. levels but have continued to decline in recent months.



The Wholesale Price Index Remains Elevated in the Mid-America Region

According to the Creighton University survey, the December 2024 Mid-America wholesale price index (57.1) indicates that regional manufacturers continue to face slightly elevated prices when compared to the nation (52.5). State-level price indices are not available from this survey.

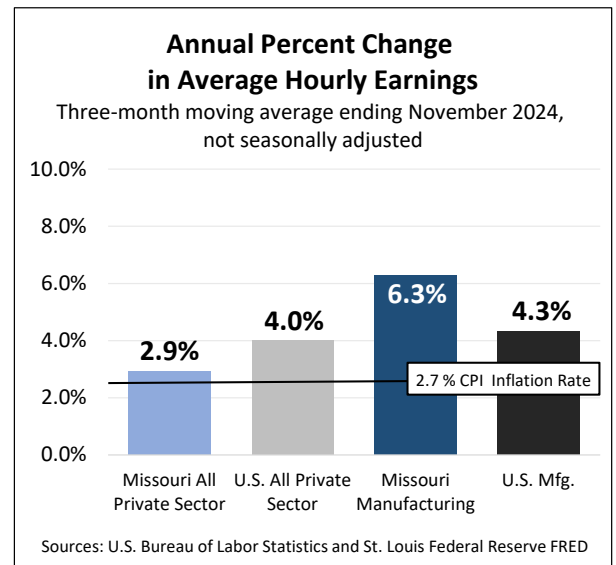
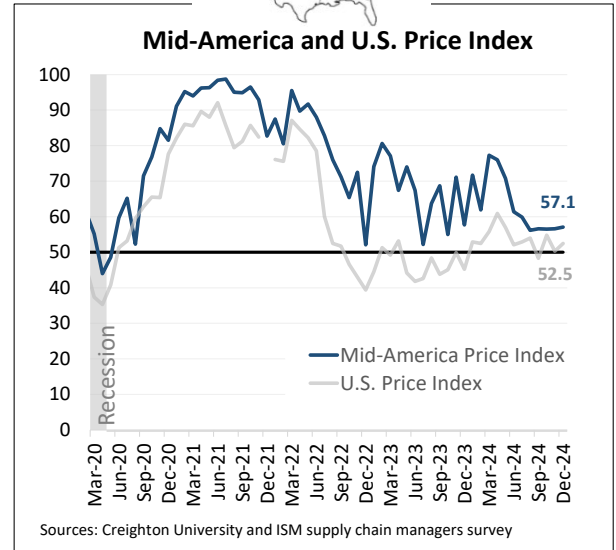


Missouri Manufacturing Earnings Continue Rise at Faster Rate than U.S. Levels

Missouri manufacturing employees' three-month average hourly earnings was \$35.8 in December 2024, up 6.3% from a year earlier. Earnings data – gross payrolls divided by total hours worked – come from non-seasonally adjusted, preliminary figures produced by the U.S. Bureau of Labor Statistics. The U.S. growth rate of manufacturing earnings was 4.3% over the same period – see chart. Average hourly earnings for U.S. producers were \$34.53 for the three-month average ending in December.

Missouri's manufacturing earnings growth rate of 6.3% was more than the annual increase in Missouri's total private sector hourly earnings (2.9%). Private sector earnings in the U.S. increased by 4% year-over-year.

With an inflation rate of 2.7% over the same period, earnings gained in Missouri's private and manufacturing sectors were above cost-of-living increases. In the private sector, the growth was 2.9%, just above the inflation rate, while in manufacturing, the growth was significantly higher than annual consumer price increases.



Authors: Alan Spell, Assistant Extension Professor, alan.spell@missouri.edu
 Natalia Filimonova, Visiting Scholar, nfd5c@missouri.edu