

Exerpt from
“Extending the Grazing Season”

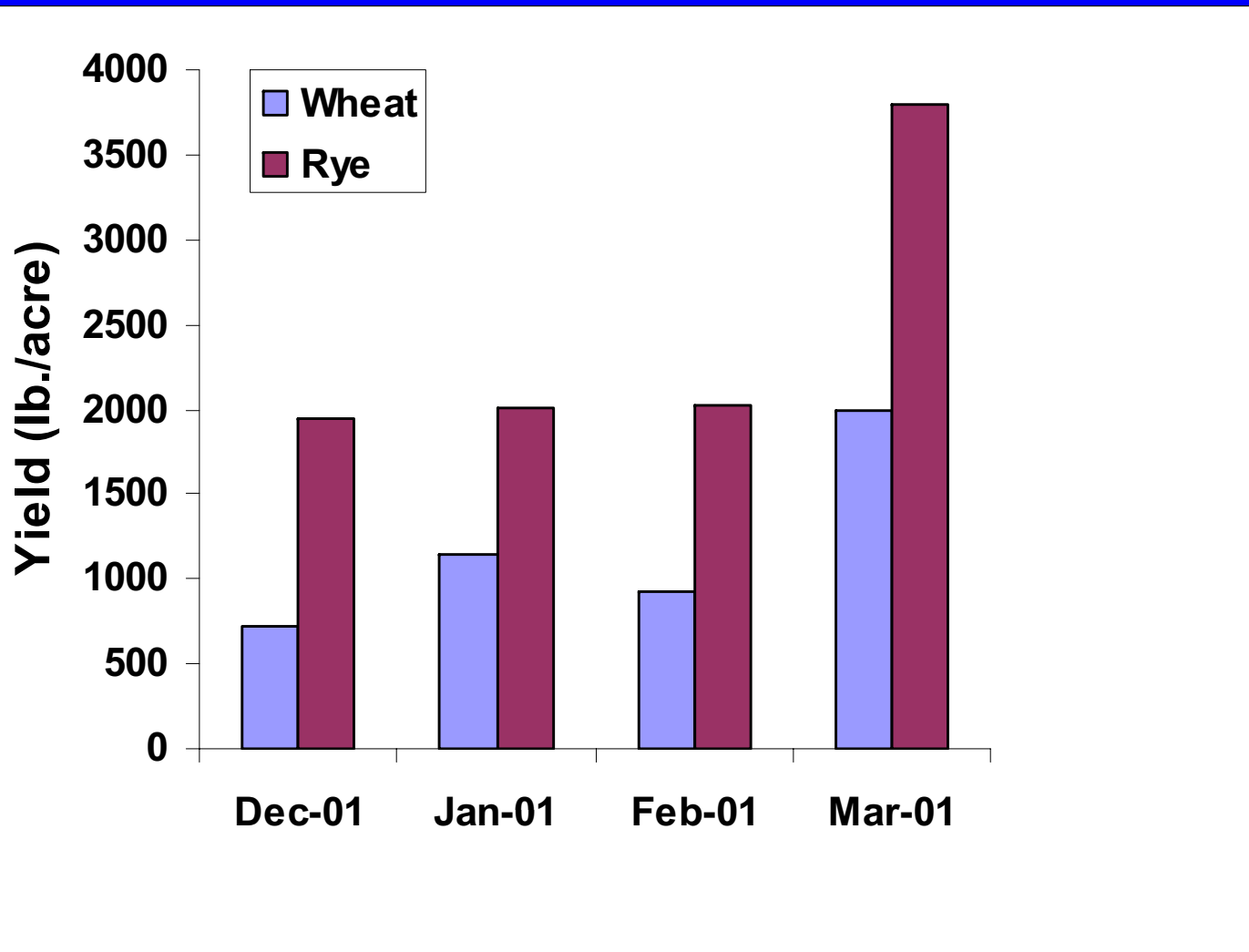
Robert Kallenbach
Forage Specialist
University of Missouri

Small Grain Pasture

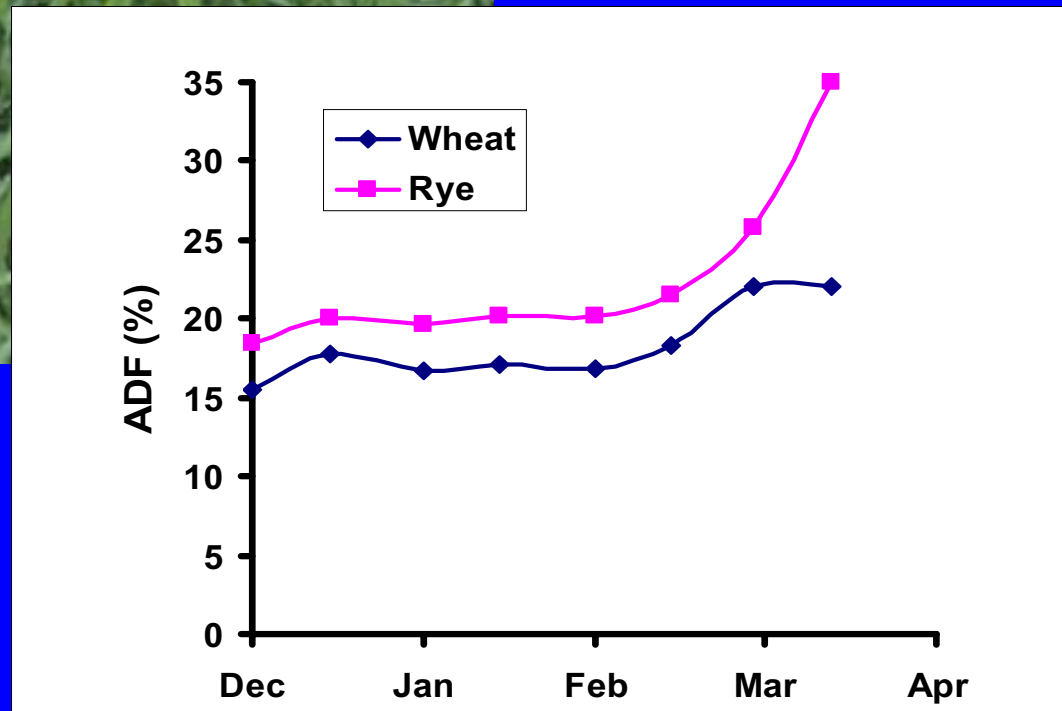



- **Wheat and rye most common**
- **Vegetative growth from planting until mid-March**
- **If planted early, grazing can begin in November**

Rye produces more winter pasture than wheat



Wheat & rye are great quality in autumn and winter



Animal Performance on Wheat and Rye Pasture

Type	ADG	Total Gain
	lb/d	lb/acre
Wheat	1.8	180
Rye	1.6	336

Horn et al., 1981

When Should Grazing Begin?



- **Grazing should start when forage reaches 8 inches**

When Should Grazing Stop?



- **Livestock should be rotated when forage ht. is less than 3 inches**
- **Winter-kill increases when over grazed**



**Livestock must
be removed
before
jointing**



if grain is desired



Small Grains Recommendations

- **Plant in early-September at 100 to 130 lb./acre**
- **50 to 75 lb./acre N at planting – 50 lb. more in spring if needed**
- **Do not graze to a height of less than 3 inches**
- **Graze rye heavily in the spring to maintain vegetative growth**