

SOCCER & 4-H @HOME

Session 8

CLICK ON THE PHOTOS AND ICONS TO WATCH THE VIDEOS AND ACCESS THE ACTIVITIES

SOCCER ACTIVITY INSTRUCTIONS



INSIDE/OUT

Alternating in and out with the same foot, you are going to give soft touches to the ball while doing little jumps with the other foot. Make sure you do it with both feet.

LEARN AND EARN



HEAD



4-H



Picture your Food



Soccer Fun Fact



Explore Careers




Recipe of the Week



Wellbeing

Click on each icon for activities.

1



WARM UP

2



INSIDE/OUT

3



COOL DOWN

HOME CHALLENGE INSIDE/OUT



HEART

3rd-5th Grade <i>Objective</i>	6nd - 7th Grade <i>Objective</i>	8th - 10th Grade <i>Objective</i>
PHASE 1 Do it for 30 seconds	PHASE 1 Do it for 60 seconds	PHASE 1 Do it for 90 seconds
PHASE 2 INCREASE THE SPEED	PHASE 2 INCREASE THE SPEED	PHASE 2 INCREASE THE SPEED

Friendly Slime




DO AND SERVE OTHERS



HANDS

Serve others by giving an alternative gift instead of a traditional gift when celebrating special occasions. An alternative gift takes the focus off buying a gift and on caring and being thoughtful. Research organizations in your community that could use volunteer "helping hands" or financial support. Afterwards, write down what you did and give it to the person you had in mind when being thoughtful.




EAT WELL



HEALTH

Portions and Serving Sizes



In the United States we tend to eat by volume, not by calories, making it easy to eat more food than our bodies need. Portions and serving sizes have different definitions. A portion is what you choose to eat and a serving size is a measured amount of food. To learn more about suggested portion sizes click on the measuring cup.

FOLLOW US ON



U Extension
University of Missouri



P PURDUE
UNIVERSITY

Extension - 4-H Youth Development

