

# Get Your Soil Tested


## by the University of Missouri Extension



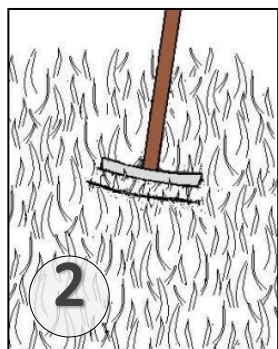
### Why should you have your soil tested?

- Soil conditions have a big effect on plant health
- pH and nutrient levels can change over time
- You may be over-fertilizing your lawn or garden
- Testing is the only way to tell which nutrients might be missing


### How to collect a sample\*




**1**  
Make one cut into the ground as deep as the shovel will go.




**2**  
Make another cut 1 inch behind the first



**3**  
Tilt the shovel back and lift out the soil slice



**4**  
Keep the middle of the slice. Cut any grass or other plants off the top.



**5**  
**Repeat 8 to 10** times in the area. Mix the samples together in a plastic bucket.

- \* For lawns, sample to a 3-4 inch depth.
- \* Take other samples at a 6 -inch depth.
- \* Break up any clods.
- \* Samples must be **air-dried** and thoroughly mixed.
- \* Make sure all insects, worms, ants, have been removed from sample.
- \* Bring **1 pint (2 cups)** in a plastic bag (a regular sandwich bag is sufficient).
- \* Results will be returned 10-14 days after the sample is submitted.

### What does it tell you?

Your test results will tell you the status of the nutrients below. You will get specific recommendations to improve plant health.

- |                  |                    |
|------------------|--------------------|
| ➔ pH             | ➔ Magnesium (Mg)   |
| ➔ Phosphorus (P) | ➔ % Organic Matter |
| ➔ Potassium (K)  | ➔ CEC              |
| ➔ Calcium (Ca)   | ➔ N.A.             |

### Where to bring your sample

**St. Louis County Office**  
9667 Page Ave.  
St. Louis, MO 63132  
314-400-2115

**Metro Area Office**  
8225 Florissant Rd.  
St. Louis, MO 63121  
314-200-2705

**M-F 9:00 AM-4:00 PM**

### What does it cost?

**\$25 per sample**  
includes shipping