



# Pettis County Connection 4-H News

## Pettis County 4H/FFA Horse Show 2019

### Walk Trot 1 Horse

High Point: Malea Brewington, Holden

Reserve High Point: Brookelyn Hancock, Holden

### Walk Trot Multi Horse

High Point: Alayna Brosch, Green Ridge

Reserve High Point: Jerra Allen, Green Ridge

### 13 Under 1 Horse

High Point: Karli Smith, Houstonia

Reserve High Point: Ivy Elwell, La Monte

### 13 Under Multi Horse

High Point: Danika Latham, Clarksburg

Reserve High Point: Ally McCormack, Kingsville

### 14 Over 1 Horse

High Point: Keely Elwell, La Monte

Reserve High Point: Autumn Hensley, Grain Valley

### 14 Over Multi Horse

High Point: Morgan Corbin, Pleasant Hill

Reserve High Point: Jillian Skidmore, Holden

### Inside this issue:

4-H Council Clover Kids	2
Beaman Brown	3
County Liners Dresden	4
Eagle Manila	5
Muddy Creek Prairie Ridge	6
Ringen Brushy Show-Me Horse	7
Van Natta	8
Pettis 4-H Founda- tion & Extension	9
Alumni Spot Light	10
State Dates	12
Looking Ahead	13
4-H Council elec- tions	16
Calendar	17.5



IT'S FAIR TIME

ALUMNI SPOTLIGHT

If you did not get the chance to read about Codee Niebruegge and her horse, Invest in Jackie, please check out the article in the Sedalia Democrat. Codee made the front page.

Great job to all participants and Congratulations everyone!

## 4-H Council

June meeting was postponed. Due to Council members being out on 4-H Trips and general life happenings. We have nothing new to report.

## Clover Kids - Clover T-Shirt

Green T-Shirt  
freezer paper  
Exacto knife and cutting mat  
Iron

bleach and an empty spray bottle  
oxy clean  
fabric paint (optional)  
scrap cardboard

Start by gathering & prepping all your supplies. Plug in iron, then pour a couple scoops of oxy clean in the sink and fill with water—this will be used to neutralize the bleach later. Print your shape then trace onto freezer paper with pencil.

Carefully cut out shape using Exacto knife on cutting mat. If you don't have a cutting mat you could use a cutting board instead.

Iron shape onto tee shirt. Make sure it bonds well and does not lift up along the edges. Iron shape onto tee shirt. Make sure it bonds well and does not lift up along the edges.

Place cardboard inside of shirt to prevent bleach from seeping to other side.

Carefully spray shirt with bleach around your shape, making a random pattern. Quickly blot excess bleach from shape. Let sit for a few minutes until shirt is sufficiently lightened. Don't let the shape stay on for more than 2-3 minutes or it will be difficult to remove.

Carefully peel it up and let the shirt sit longer if you want a more dramatic bleach pattern. Remove cardboard and dunk shirt into oxy-clean water to neutralize the bleach. Rinse well, then squeeze out excess water and repeat process for remaining t-shirts, if you are making more than one. Once all the t-shirts are finished, wash them in cold water with mild detergent. Dry and voila! You have a super cool looking "vintage" t-shirt all your hip friends and family members are sure to love!



## Beaman Arator 4-H Club

The Beaman Arator 4-H Club met June 10, 2019 at 6:30 in the REC building. The meeting was called to order by President Tori Price. Pledges were led by David Thomlinson. Roll call, "How do you stay hydrated in the summer?" was answered by 8 members. There were no minutes. The treasurer reported a balance of \$515.10 and all of the stipends for camp and congress attendees are now paid.

Members reported project learning activities for shooting sports, quilting, and foods.

In old business, we talked

about our Achievement Day basket. The Peck family volunteered to coordinate that project.

New business consisted of all the upcoming county activities. Members were urged to be preparing for Contest Night, Achievement Day, and any other event they might be eligible to be a part of.

Mrs. Hutcheson went through a judging practice activity with the group, as all had a chance to choose the most balanced breakfast menu and give their reasons why they placed the groups in their chosen order.

Our next meeting will be

changed from July 8 (as all of our members are encouraged to be taking their exhibits to Achievement Day that evening to show what they have learned this year) to Aug 12.

Zachary W moved to adjourn the meeting, with David T seconding the motion. Meeting was adjourned.

Acting secretary, Jeremy Weber

## Brown 4-H Club

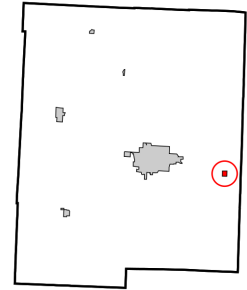
Busy getting ready for Achievement Days and Fair.

**BROWN**  **CLUB**



## County Liners 4-H Club

Busy with projects



## Dresden 4-H Club

Dresden 4-H Club had a field trip for their meeting, Sunday, June 9, 2019 at the Bothwell Lodge Castle. Five members were present with five guests and two leaders.

The 4-H'ers learned it took thirty-one years and four building phases to build the 12,000 square foot Bothwell Lodge. The Lodge contains thirty-one rooms on four levels and the tower had five levels. It was built out of native rock from the estate grounds and it was built over three natural caves. Bothwell Lodge has a great view site. We could see for miles! The Lodge had lots of old cool furniture and things for us to see. We had fun!

Next 4-H meeting will be September 15, 2019 at Sharon Bruner's house for Hot Dog Roast and election of officers.

Eli Dehan  
Dresden 4-H Club Reporter



I have an interesting tidbit - I am from the same County in Illinois that Mr. Bothwell was born in. ~ Sherol




## Eagle 4-H Club

It's fair time.




## Manila 4-H Club

Getting ready for Jr. Livestock and Achievement Days.



## Muddy Creek Saddle 4-H Club

WHOA! What a show



## Prairie Ridge 4-H Club

Busy Busy Busy



## Ringgen Brushy 4-H Club


Thanks to everyone who attend the picnic. We will resume meetings in September. Have a good year

Chase Stone, Reporter




## Show-Me Horse 4-H Club

Off to Benton County Fair



# Van Natta 4-H Club

It's Fair Time



[bores@missouri.edu](mailto:bores@missouri.edu)




**August 4-7, 2019**

Learn from the pros how you can create amazing videos on your budget!

Registration: \$119    Deadline: July 15

You *must* register a chaperone to come with you!  
Space limited—don't delay!

For more details: <http://4h.missouri.edu/filmfest4h/>



**Pettis County  
4-H T-Shirts  
\$10.00 Get  
'em while  
they last**



University of  
Missouri Pettis  
County  
Extension Office  
1012-A Thompson  
Blvd

Phone: 660-827-  
0591  
Fax: 660-827-4888  
Email:

▶ "To make the best  
better"

<http://extension.missouri.edu/pettis>



If you would like to give a donation to the Pettis County 4-H Foundation in honor or memory of someone, please call the office at 660-827-0591 or complete the attachment below.

**PETTIS COUNTY 4-H FOUNDATION**  
**1012-A Thompson Blvd., Sedalia MO**  
**65301**

Name of person in Honor (person still living)

---

Name of person in Memory (person deceased)

---

## Pettis County Extension Council

Council Members Impact Lives, Businesses and Communities. MU Extension's role is to make university research available to Missourians. Council members assist with that mission.

The Pettis County Extension Council works with the extension faculty and staff to:

- Advocate for MU Extension
- Identify local needs and issues
- Assist with activities and programming such as 4-H
- Assess program impacts and make recommendations
- Help manage local extension finances

Are you ready to serve your Community? Please contact the Pettis County Extension Office.

Did you know that the Pettis County Council meets the first Tuesday of the month at 7:00 p.m. in the CEO (County Extension Office)? Did you know that the meetings are public? Please come join us!



## Meet 4-H Alumni

### Trevor LaClair.....

(he's the young man with the snake)



4-H Presentation with Sage

#### 1. How old were you when you were in 4-H?

I started 4-H at age 8 and finished at age 18.

#### 2. Where did you live when you were in 4-H?

Cole Camp, MO

#### 3. How did you become involved in 4-H

It was an extracurricular activity that my parents signed me up for. At the time, I knew nothing about the organization.

#### 4. Did you serve as an officer in 4-H? If so, what positions did you hold?

During my time as a member, I served as a reporter, treasurer, vice president, and president.

#### 5. What kinds of community service activities or volunteering did you do

Within 4-H, I'd worked concessions, helped with various events, designed floats, participated in bake sales, and acted in a Halloween haunted hayride which was organized by our 4-H club. Outside of 4-H, I was volunteering at the Kansas City Zoo.

#### 6. Is there anything you did in 4-H that you didn't really enjoy at the time, but are glad you did now? If so, what?

There wasn't really anything in 4-H I didn't like. Each experience led to new opportunities to test my skills and discover new activities. I can't really think of anything I didn't enjoy as a member. Oh, wait! Fluffing flowers for a float! The first five flowers were fun to fluff, but the final 300+ were a nightmare. We did create some beautiful pieces of art which was exciting, but I definitely learned a valuable lesson: hayrides are SO much better!

#### 7. What was one of the most important skills you learned in 4-H?

LEADERSHIP! As a young member, you are a student being taught by a mentor, but as you become older, you become a mentor for others. 4-H provided me great opportunities to share my passion with other people and help guide them to success. It taught me the power of public speaking, teamwork, and networking. Through both success and failure, I learned how to keep pressing forward, set goals, challenge myself, and reach out with a helping hand. All of these skills played an important role in my development as a leader.

#### 8. What projects & activities did you do when you were in 4-H?

There were so many projects I participated while in 4-H. I was curious about everything and wanted to try different activities. Sometimes, I overwhelmed myself with too many projects due to excitement for new opportunities. However, there were three main projects that I contributed to the most throughout my membership: Poultry, Dogs, and Amphibians & Reptiles. Those were the projects I enjoyed and connected with the most. I eventually became a youth leader in the projects. This allowed me to share my knowledge and experiences with both kids and adults.

#### 9. Who was one of the most influential people in your 4-H career, and why?

The most influential people in my 4-H career was not one, but two people: my parents. As a kid, 4-H became a big part of my childhood. I gave my projects a lot of attention, constantly found ways to become better, and worked hard to overcome obstacles. 4-H is a lot of work full of numerous rewards. But all of that success wouldn't have been possible without the help of my parents. I didn't really appreciate their efforts until I saw

the world through their eyes when I became older and took a trip down memory lane. 4-H took a lot of time out of their schedules to drive me to the different meetings, events, and fairs. Considering my focus revolved around animals, there was also a lot of money involved in purchasing livestock, feeding, breeding, and entry fees. My parents contributed so much to help me grow as a 4-H'er. Considering I also had two siblings who were involved in different projects, their efforts were multiplied turning them into superparents! Not only did they support our crazy endeavors, but they also helped motivate, inspire, coach, and guide us while simply being awesome parents. My success in 4-H and in the rest of my life wouldn't have been possible if it wasn't for the help of my mom and dad.

**10. What opportunities are there in 4-H now that weren't available when you were in 4-H?**

This is a question I won't be able to answer until time allows me to donate my guidance to emerging 4-H'ers.

**11. Is there anything else you would like to add to the spotlight?**

4-H is an opportunity to grow and explore new things. Be sure to challenge yourself and try new things, even if you're scared. The skills you learn as a member will help you grow as an adult and as you continue your journey through life. As kids, we all have goals and big dreams. Be sure you hold on to those dreams and never let go, no matter how old you get. The more you believe and the harder you work, the greater the chance you'll accomplish those dreams.

After my time in 4-H, I went to school to become a wildlife biologist. Now, I'm living in Wyoming working as a wildlife guide in the Greater Yellowstone Ecosystem. In addition, I'm also a freelance natural history filmmaker and photographer traveling the world filming and photographing amazing animals. I've explored places such as the Serengeti, Great Barrier Reef, Komodo National Park, and the jungles of Costa Rica. I'm still making goals and I'm still chasing dreams by following my passion! If you are interested in following me on my adventures, then check out my website, [trekkingwithtrevor.com](http://trekkingwithtrevor.com), and visit me on YouTube at Trekking with Trevor.



Hiking in Costa Rica



Filming with a Spitting Cobra



Koala Encounter in Australia



Filming in Yellowstone



Filming with Komodo Dragons



## State Events

<a href="#">Summers@Mizzou</a>	July 14-18, 2019
<a href="#">Youth Futures Conference</a>	July 15-18, 2019
<a href="#">FilmFest</a>	Aug 3-7, 2019
<a href="#">Missouri State Fair</a>	Aug 8-18, 2019
Shooting Sports Day at SF	Aug 10, 2019
Dairy Judging Contest at SF	Aug 17, 2019
<a href="#">State Skeet Shoot</a>	Aug 17, 2019
<a href="#">State Trap Shoot</a>	Aug 24, 2019
<a href="#">State Archery 300</a>	Aug 24 & 25, 2019
<a href="#">Western Heritage State Shoot</a>	Sept 7-8 Marshall, MO
<a href="#">State Shoot</a>	Sept 21-22, 2019
State Livestock Judging Contest	Sept 7, 2019
State 4-H Public Speaking Contest	Sept 28, 2019
Horse Public Speaking Contest	Sept 28, 2019
State Fashion Revue	Oct 19, 2019
<a href="#">Fall Shooting Sports Leader Certification</a>	Oct 4-6, 2019
<a href="#">Workshop @ El Dorado Springs</a>	

## Sedalia Fireworks Ordinance

*"Sec. 36-123. - Restriction on the sale, discharge and storage of fireworks.*

*(a) No person shall buy, sell, display or discharge any firecrackers, cannon crackers, aerial bombs, torpedoes, rockets, Roman candles, flares, or fireworks of any kind or description or any pyrotechnic material within the city, except as provided in subsection (b) of this section.*

*(b) Public displays of fireworks or pyrotechnics will be permitted only upon permission in writing, signed by the mayor and countersigned by the chief of the fire department.*

*© No person shall store or keep any fireworks, firecrackers, cannon crackers, torpedoes, bombs, rockets, Roman candles flares or other pirotechnic material within the city; provided, transportation in a motor vehicle of the same shall not be considered as storing or keeping of such items."*

Ask the Police Department or the City about the fireworks ordinances in your town

## Looking Ahead a Month or Two

Fashion Review	July 1
Contest Night	July 2
<b>4th of July—Office Closed</b>	<b>July 4</b>
Achievement Days	July 8/9
Shooting Sports .22 Rifle/Archery	July 13
Jr. Livestock Show	July 14/15
<b>Pre-Game 5:30 p.m. followed by 4-H Council 7:00 p.m.</b>	<b>July 18</b>
Shooting Sports Archery/.22 Rifle	July 18
Shooting Sports .22 Rifle/Archery/Trap	July 20
<b>Pettis County Executive Council Meeting 6:00 p.m.</b>	<b>July 23</b>
Awards Assembly (Carcass Show)	July 23
Shooting Sports .22 Rifle/Archery/Trap	July 25
Pettis County Shooting Sports—County Shoot	July 27
State Fair	August 8-18
<b>Pre-Game 5:30 p.m.</b>	<b>August 15</b>
School Starts for area schools	August 20 to 27
<b>Pettis County Full Council Meeting</b>	<b>September 3</b>
<b>Pettis County 4-H Youth Council Elections 7:00 p.m.</b>	<b>September 18</b>
<b>Pre-Game 5:30 p.m. followed by 4-H Council 7:00 p.m.</b>	<b>September 18</b>
Living History Days	September 26/27
Open Enrollment on 4-H Online	October 1
<b>Pettis County Full Council Meeting</b>	<b>October 3</b>
4-H Week	October 6/12
4-H Week Window Display set-up	October 5
4-H Week Window Display Judging	October 7

## 4-H Building Clean Up Day

Saturday, August 3, 2019  
7:30 A.M.

Every Pettis County 4-H Club, every 4-Her and every 4-H Parent is asked to come help clean and prepare the 4-H Building for the State Fair.

Remember many hands, make light work.

Please come join us!

*If you haven't met Moncia yet, this day would be a good day to meet her.*



## 4-H BUILDING

Built: 1905

12,800 square feet

Originally built as the Poultry Building. Became the Missouri Building in the 1930 and the 4-H Building in 1958.

## Contest Night Practice

Some tongue twisters are made for amusement, but on the other hand, professional speakers such as actors, politicians, and television / radio hosts use them as articulation exercises.

Here are a few to practice with.

**Peter Piper** picked a peck of pickled peppers. A peck of pickled peppers Peter Piper picked. If Peter Piper picked a peck of pickled peppers? Where's the peck of pickled peppers Peter Piper picked?

**Silly Sally** swiftly shooed seven silly sheep. The seven silly sheep Silly Sally shooed Shilly-shallied south. These sheep shouldn't sleep in a shack; Sheep should sleep in a shed.

**Fuzzy Wuzzy** was a bear. Fuzzy Wuzzy had no hair. Fuzzy

**Of all the felt I**  
ever felt,  
I never felt a  
piece of felt  
which felt as fine

Six sticky skeletons.

Six sticky skeletons.

*And now for the toughest tongue twister that ever was said...*

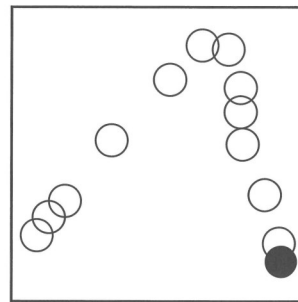
The sixth sick sheik's sixth sheep's sick.

*...According to The Guinness Book of World Records.*

## The Principles of Visual Design



Think about these design elements when creating your posters. ~ Communications Toolkit 4-H 1560

**“Emphasis** - Using the size, shape, color or texture of elements to show levels of importance”.



**“Rhythm** - Using elements to create a direction for the eye to follow or suggest a pattern of movement”.

**“Balance** - Arranging elements so that they create a feeling of evenly distributed weight”.



**“Unity** - Using elements that look like they belong with each other”.



## Free Country Ham & Bacon Demonstrations

All youth and adults are invited to attend free Country Ham and Bacon demonstrations at the Missouri State Fair Ag Building on the following dates and times listed below. The demonstrations will be presented by Charles Rosenkrans and Brad McCord.

You will learn how to select fresh hams and fresh sides suitable for exhibition and home use. They will show how to apply the cure and wrap the product. Care of the ham and bacon during the curing and aging phases will be discussed.

You will receive tips for cleaning and trimming a ham or bacon for show. Proper smoking procedures will be presented. Taking care of product after exhibition will be discussed.

You will be able to see award winning hams and bacon and also see hams and bacon that have minor and major show defects or problems.

You will also get help on where to get product and supplies.

Dates and Times for Ham and Bacon Demos:

Sunday, August 11	2:00 -4:00P.M.
Wednesday, August 14	2:00 -4:00P.M.
Thursday, August 15	2:00 -4:00P.M.
Saturday, August 17	4:00 -6:00P.M.
Sunday, August 18	4:00 -6:00P.M. (Ham demo only)

If you have questions about the demonstrations call: Charles Rosenkrans (660) 327-4727 or Brad McCord (573)680-2583

## State Livestock Judging Contest

**Saturday, September 7, 2019**

Trowbridge Livestock Center  
University of Missouri-Columbia  
1024 Ashland Rd, Columbia, Missouri

What are the characteristics to look for in a food animal that yields the most ideal meat products? Or are you interested in gaining skills to select your market animal to exhibit at the fair? The ultimate goal of livestock judging is to compare your perception of an animal against the ideal and then to contrast your opinion with that of another individual or group of individuals.

### Information

Registration will open **July 1<sup>st</sup>** in 4HOnline, with the deadline to register being **August 15<sup>th</sup>**.

Cost is \$25 per individual and no fee for coaches. **No refund will be granted.**

Registration is limited to one junior and one senior team per county who have qualified at county contest. Youth and coaches must register. Substitutions are accepted before and day of contest.

Registered youth and coaches will receive an information letter with maps, details, etc.

Members may participate in only one contest when they are held on the same day.

Lunch for all contestants and workers will be provided. We are sorry that we cannot provide lunch for coaches, family members and/or drivers.

For more information regarding the contest go to <http://4h.missouri.edu/judging/judging-contest>.

## 4-H Shooting Sports Leader Certification Workshop

WHEN: October 4-6, 2019

WHERE: Camp Galilee, El Dorado Springs, MO

Check-In: 6:00- 7:15 pm Friday, October 4th for **all** participants

First Session: 7:30 pm – Friday

Final session concludes 3:15 pm – Sunday

COST: \$100 - includes 5 meals, overnight lodging (1 or 2 nights), and workshop materials

REGISTRATION: Required no later than August 31

Registration is limited and will close when a discipline class reaches maximum number; or when the camp is full. All registrations accepted on a first-come, first-served basis when accompanied by fee. Workshops usually fill up before the deadline, so don't delay! Register A.S.A.P.

Registration must be done via [4HOnline](#) and payment can be selected as credit card or check. Family members already in the 4-H Online system should access their family profile to register. If new to 4-H, you are asked to go to the internet and use either Chrome or FireFox browser (not Internet Explorer) at <https://mo.4honline.com/Login> and follow the instructions on creating a family and adult profile.

Event registration help guide is found at <http://4h.missouri.edu/doc/MOEventRegistration.pdf>.

*All participants must attend the Friday night session! Volunteer orientation is a separate requirement that CANNOT be completed at this workshop.*



# July 2019

Sun	Mon	Tue	Wed	Thu	Fri	Sat
	<b>1</b> <b>Fashion Review</b> Practice 5:00p.m. Judging 6:00p.m. Co. Extension Office	<b>2</b> <b>Contest Night</b> 5:30 at Co. Extension Office	<b>3</b>	<b>4</b>  OFFICE CLOSED 4th of July Parade - Pettis 4-H is entry #14	<b>5</b>	<b>6</b>
<b>7</b>	<b>8</b> <b>Achievement Days</b> Our Savior Lutheran Church Gym  Judging starts 5:30 p.m. to 7:30 p.m.	<b>9</b> 4:00 p.m. to 7:00 p.m. Pick up items after 7:00 p.m.	<b>10</b>	<b>11</b>	<b>12</b>	<b>13</b> SS- .22 Rifle SS- Archery
<b>14</b> <b>Jr. Livestock Show</b> See Showbook for Schedules & rules	<b>15</b>	<b>16</b>	<b>17</b>	<b>18</b> SS- Archery SS- .22 Rifle	<b>19</b>	<b>20</b> SS- .22 Rifle SS- Archery SS- Trap
<b>21</b>	<b>22</b>	<b>23</b> Awards Assembly (Carcass Show) 7:00 p.m. Executive Extension Council 7:00p.m.	<b>24</b>	<b>25</b> SS- .22 Rifle SS- Archery SS- Trap Pre-Game 5:30pm	<b>26</b>	<b>27</b> Pettis County Shoot
<b>28</b>	<b>29</b>	<b>30</b>	<b>31</b>			