

Sir or Ma'am:

I want to thank you for attending our recent Neighborhood Watch training session. It takes the initiative and the dedication from citizens such as you, to help keep our neighborhoods safe and free of crime.

I have included your certificate for the Neighborhood Watch training session, along with other needed information to assist you with forming your neighborhood/apartment watch group.

This packet contains the following information:

- Neighborhood Watch Training – Completion Certificate
- RPD Neighborhood Watch Program Outline
- Neighborhood Watch Home Security Checklist & Phase 2 Requirements
- Registration / Request for RPD Neighborhood Watch Signs
- Proper placement of Neighborhood Watch signs
- Sample copy of Neighborhood Watch By-Laws

If your area has an existing Neighborhood Watch and you are simply joining the group, no paperwork is needed. If you are creating your own group, only one person (president) needs to fill out the application and registration forms.

Please feel free to call or email Sergeant Brent Kendall or Corporal Roger Stewart with any questions.

Sincerely,

Chief Brian Sells

Sergeant Brent Kendall or Corporal Roger Stewart

Republic, MO Police Department

540 West Civic Blvd., Republic, MO 65738

Office: 417-732-3910

Email: bkendall@republicmo.com or rstewart@republicmo.com

PAR OFFICER FOR YOUR AREA:

Officer _____

Email: _____

Neighborhood Watch Home Security Checklist

The following information is a guideline to assist in improving the protection of your property and home. Please use the information to help in surveying your home for weaknesses and use it to strengthen your home security efforts.

When you go on a trip:	Yes	No
Do you notify your neighbors?	—	—
Do you arrange to have someone pick up your mail, newspaper, and have the trash can taken out?	—	—
Do you notify the police when you are out of town?	—	—
Do you leave window shades open?	—	—
Do you use timers for lights, lamps, and radios?	—	—

Things to Consider:	Yes	No
Do you keep excess cash and other valuables in a banking facility?	—	—
Does your home plan include the ability to not hide a key outside of your home?	—	—
Have you discussed with your family what to do in the event of a burglar in your home?	—	—
Have you made it more difficult for a burglar to access your home's roof or second floor?	—	—
Can all of your home's exterior doors be secured and locked?	—	—
Does your basement door access have working locks?	—	—
Do all of the locks on your home work properly?	—	—
Are your door locks secured in the event the glass or wood is broken out of the door?	—	—
Do you know everyone who has a key to your residence?	—	—
Do you have "out-swinging" doors with "fixed" or removable pins?	—	—
Do you have a security or a "safe" room in your home?	—	—
Can your garage door be secured with an auxiliary locking device?	—	—
Do you have areas near your entry doors that are blocked by trees and shrubs?	—	—

Do you close your garage door and secure it at night?	—	—
Do you lock your garage when you are away from home?	—	—
Do you lock your car and remove the keys even if it is in the garage?	—	—
Windows:	Yes	No
Are all of your home's windows equipped with locks?	—	—
Have you replaced or secured "louvered" windows on your home?	—	—
Are the locks on your windows in good, working order?	—	—
Do you keep your windows and screens locked when they are shut?	—	—
Are your home's windows equipped to be locked when partially open?	—	—
Do you have working locked on the windows in your garage?	—	—
Do you have shade or blinds on your garage windows?	—	—
Do you take the same precautions on basement and second floor windows?	—	—

PHASE 2 REQUIREMENTS BELOW (NEXT PAGE)

PHASE 2

The second phase of the RPD Neighborhood Watch Program requires that you meet at least 5 of the 8 suggested recommendations, which are listed below. Once you have completed and met the requirements, please advise the Neighborhood Watch coordinator for your area.

	Yes	No
Are your exterior doors of solid core construction?	___	___
Do entry doors have a "Wide-Angle" viewer installed?	___	___
Do exterior doors have cylinder-type deadbolt locks with at least a one-inch "throw" and beveled cylinder guard?	___	___
Does your landscaping meet the 2 foot – 6 foot rule?	___	___
Are the door strike plates installed with three inch screws?	___	___
Are there "Dusk to Dawn" or Motion Activated lights installed near the front and rear entrances to your home?	___	___
Is your house number illuminated, and can it easily be seen from the street during all hours of the day? Are the numbers at least 4 inches in height?	___	___
Do entrance doors on your home have sliding glass doors? Do they have auxiliary locks that prevent both doors from opening or prevent them from being removed from the tracks?	___	___

Notes

REPUBLIC POLICE DEPARTMENT
REGISTRATION FOR
NEIGHBORHOOD/APARTMENT WATCH and SIGNS

Date of Request: _____
Watch Name: _____
Watch Captain: _____
Address: _____ Telephone: _____
Email: _____

Please describe the boundaries of your Watch Group: _____

Only one registration form per Neighborhood/Apartment Watch is needed when criteria has been met for the Neighborhood/Apartment Watch signs.

Mail or deliver this application and supporting Documents to:

Republic Police Department
Neighborhood Watch Program
540 West Civic Blvd.
Republic, MO 65738
417-723-3910

Form to be completed by only one member (leader/president) of each neighborhood/apartment watch group.

The above named NW/AP group has met the requirements of the Republic Neighborhood Watch Program and is requesting to have free Neighborhood/Apartment Watch signs for our area as described above. I understand that these signs are owned by the Republic Police Department and are subject to being removed if an application is not submitted annually or fail the minimum requirements are no longer met.

Signature: _____ Date: _____

Approved / Disapproved Date: _____ Verifying Officer: _____
of signs given: _____

Proper Placement of Neighborhood Watch Signs

The Neighborhood Watch signs will be provided free of charge to groups who meet the minimum requirements as set forth by the Republic Police Department. These signs will be removed by the police department if a Neighborhood Watch group fails to remain active and meet the minimum requirements of the program.

The signs should be affixed to a 2" diameter, galvanized metal or a treated 4"x4" fence post. The post should be secured in the ground in a manner which creates a distance of 3'6" from the bottom of the sign to ground level. The hardware needed to display the sign is the responsibility of the watch group and can be purchased at most area hardware stores. The signs must be placed on private property and should be highly visible to the public.

Please report any lost or damaged signs to the Republic Police Department by calling 911. A replacement sign will be exchanged for the damaged one after the report has been made.

Sample Neighborhood Watch By-Laws

Article I: Name of Neighborhood Watch Group

This group shall be known as the _____ Neighborhood Watch Group. The specific boundaries for this Neighborhood Watch Group will be from _____.

Article II: Goals

The _____ Neighborhood Watch Group will be a non-partisan, neighborhood and community-focused group. We are committed to building safer, more caring neighborhoods and improving the quality of life in the community.

Our specific Neighborhood Watch goals are:

_____.

Article III: Membership

Membership in this Neighborhood Watch group will consist of responsible individuals within the defined Neighborhood Watch area. These individuals must be willing to perform Neighborhood Watch duties without expecting monetary compensation for their participation.

Article IV: Neighborhood Watch Officers and Duties of Office.

- A. The Neighborhood Watch will be governed by a Watch Captain, elected by the members of the Neighborhood watch group. The Watch Captain will conduct the meetings and coordinate information and activities with the Law Enforcement Liaison.
- B. The Secretary, elected by the Neighborhood Watch group, will take notes and keep records of the meetings.
- C. The Treasurer, elected by the Neighborhood Watch group, will maintain the group's finances and resources.
















Article V: Meetings

Neighborhood Watch meeting will be held monthly, or as determined by the members.

Article VI. Amendments

The By-Laws may be adopted, amended, or repealed by a two-thirds vote of the members present at regularly scheduled meetings

Who is My Neighbor?



YOU ARE HERE



UNIVERSITY OF MISSOURI EXTENSION

Contact: David Burton, County Engagement Specialist

Office Tel: (417) 881-8909 | E-mail: burtond@missouri.edu

Neighboring Has Both Personal and Community Benefits, Get Started Now!

How well do you know your neighbors? Can you name each of the neighbors that adjoin your property or apartment? Do you know a personal fact about each one? Do you speak to your neighbors? Less than two percent of Americans can say yes to all three of these questions.

“People in America say they feel isolated than ever before. Part of the reason is that we have forgotten the art of neighboring,” said David Burton, county engagement specialist with University of Missouri Extension.

Neighboring does take some effort and time. It requires some purposeful planning. But it should be a priority and there are both personal and community benefits according to Burton.

REAL RELATIONSHIPS

The key is to take time to get to know the widow next door, the single mom, the grandparents raising their grandchildren, the new family to the area.

Current social research is showing that many in American culture suffer from a lack of personal relationships, which leads to isolation, depression, anger and more. Stalking people on Facebook is not a real relationship.

“What is needed is more neighboring, more mentoring, more face-to-face interaction and understanding,” said Burton.

NEIGHBORING IS DIFFERENT

In most communities and neighborhoods, there are situations where a neighbor or two will complain about another neighbors yard or old cars or barking dogs. Somehow, over the last 20 years, residents have come to expect the city government to fix their neighbor problems. Sadly, residents are quick to call the city about a code violation but never consider helping a neighbor.

“In one example I know about, an overgrown yard was reported and cited with a ticket. It turned out the single mom living there was taking care of her terminally ill mother and the yard was the least of her concerns,” said Burton.

Before you call the city about your neighbor’s two-foot-tall lawn have you considered checking on the neighbor and offering to help? Which action would be neighborly? Which actions would result in a strengthened relationship?

GETTING STARTED

Being neighborly is easy to get started. One great step is to plan a simple get together and invite your neighbors over. Extend an invitation to each neighbor who has a home bordering you (this includes across the street neighbors and back fence neighbors). Get acquainted and work on staying connected.

“You may find that being neighborly not only blesses your heart and shows kindness to others but that it also has the power to improve our community one family relationship at a time,” said Burton.

University of Missouri Extension specialists can speak about neighboring to community groups or as part of neighborhood meetings. We also want to hear from you about how the neighboring efforts are working. More details and tools for feedback online at <http://extension.missouri.edu/greene>.



The banner features a textured background with the University of Missouri Extension logo on the left and right. The central text reads: "Give feedback on this program at www.surveymonkey.com/r/neighborspeech".