




Missouri Recognition Forms Level 1

Tips to your success




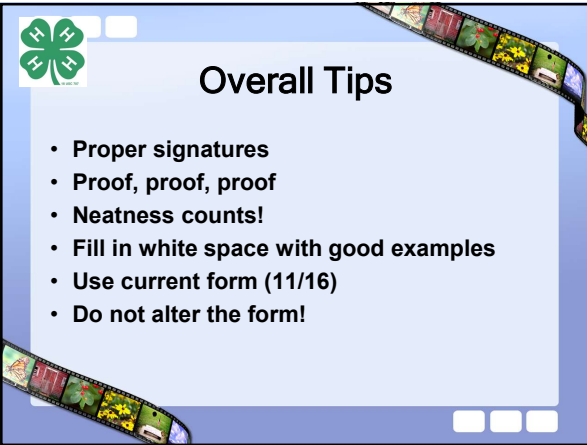
Level 1 Overview

- Overall Tips
- Leadership
- Learning Experiences
- Citizenship/Community Service
- Experiences in 4-H Projects
- 4-H Story
- Photographs



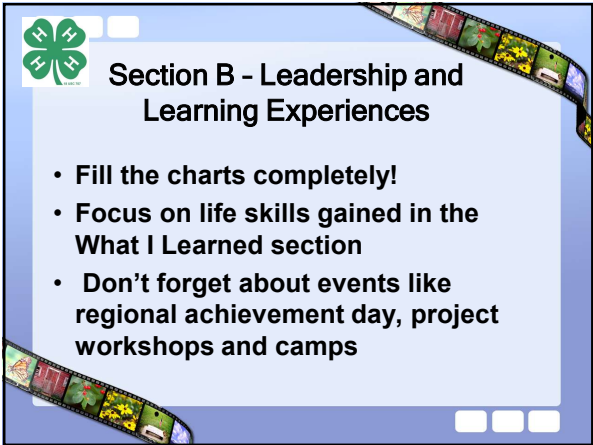
Overall Tips

- Proper signatures
- Proof, proof, proof
- Neatness counts!
- Fill in white space with good examples
- Use current form (11/16)
- Do not alter the form!



Section B - Leadership and Learning Experiences

- Fill the charts completely!
- Focus on life skills gained in the What I Learned section
- Don't forget about events like regional achievement day, project workshops and camps




Recognition and Awards

- Fill chart completely
- If you went to the fair with an exhibit, you received recognition
- In What I Learned section, tell us how you will apply what you learned in the future




Citizenship & Community Service






Citizenship

- Hardest area for youth to define
- Can be described by who and what we are, what we believe, or as what we do.
- Legal Vs. Patriotic
- What makes us good citizens?



Citizenship

- Does not have to be entirely 4-H, can be community, school, etc.
- See examples, they may help you remember things you did
- What did you do that made you feel patriotic?




Examples

- Job shadow a government official
- Presentations at city council or with county commissioners
- Government Day
- Helping post signs about voting
- Volunteer on election day
- Writing a letter to the editor
- Learning about other cultures
- Presentation on proper folding of the flag
- Flag retirement ceremony
- Flag presentation ceremony
- Voting at club meetings




Community Service

- What you do as an individual or group to help your community.
- Always lots of great participation information in applications
- Service Learning activities (i.e. Lafayette House)




Community Service

- Does not have to be entirely 4-H, could be school, etc.
- Fill chart completely!
- Did you help with the 4-H exhibit area at Ozark Empire Fair? Did you help clean up barns at your county fair?




Examples

- Adopt a highway
- Cards to veterans and nursing homes
- Lafayette House
- Liberty Tree planting
- Food or Coat Drive
- Military family support
- Fair clean up
- Adopt a family
- Fruit baskets to elderly
- Beautification of the community



Experiences in 4-H Projects

- Focus on last 3 years
- Describe what you learned in your projects
- How does that translate to your current and future life skills?
- Problem solving, responsibility, financial management, careers, etc.




Experiences in Projects

- Two sections: What you did, and what you learned
- What I Did: talk about what you did in your project meetings, items you made for the fair, etc.
- What I learned: think about not just how it applies to the project, but how you will use what you learned in other areas




Experiences in Projects

- The form has room for your 3 most important projects
- If you have trouble remembering all that you did, look through your photos!
- Include field trips, workshops attended, including regional energizers, etc.




4-H Story

- Many judges read the story first
- Write well to be remembered
- Write it first, fill out the other sections then go back and rewrite
- Express who you are, and how your 4-H experience makes a difference in your life and others





Your 4-H Story

- Planning and Implementation of a goal
- Completion of a 4-H group goal
- Budgeting time, money, interest to accomplish goals.
- Describe an example and discuss the experience from personal and group perspective







4-H Story- tips

- Talk more about what you learned than what you did
- Use active sentences.
- Include future goals and how they have been influenced by your 4-H experience
- Let your personality shine through!



Photographs

- 3 pages, 2 photos per page
- Worth 10 points
- Include short caption for each photo
- Neatness counts – consider digital photo with caption typed
- Action photos that show variety work best



Questions?

- Contact Karla Deaver
- 417-466-3102 or
- deaverk@missouri.edu

