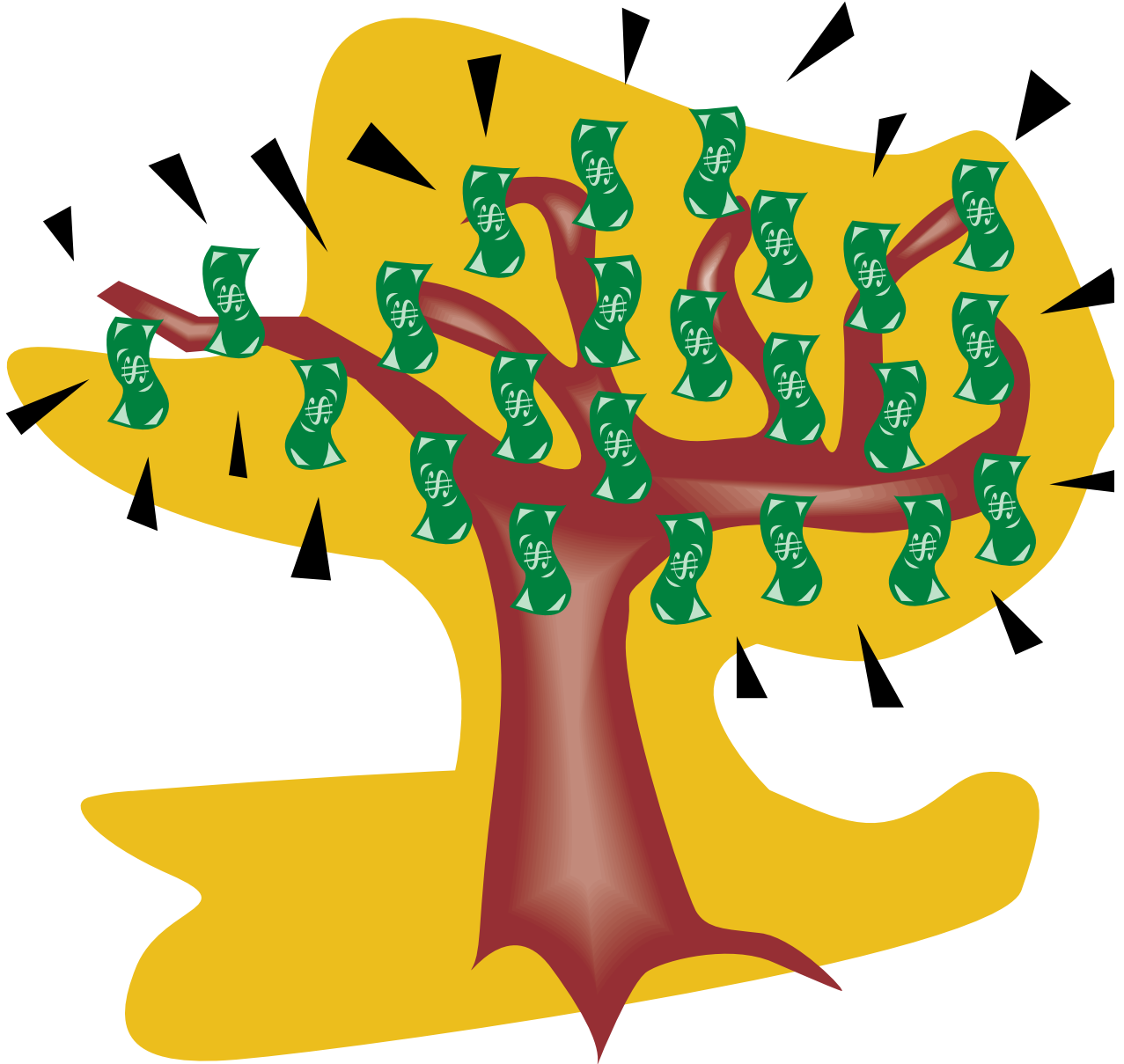




Money Tree

Money Doesn't Grow on Trees activity





Where Does Money Come From?

Bingo Card

<p>Pick it from a money tree.</p>  A cartoon illustration of a person standing next to a tree whose branches are covered in green dollar bills. The person is reaching up to pick one of the bills.	<p>Earn money working.</p>  A cartoon illustration of a person in overalls working on the engine of a red car. A toolbox is on the ground nearby.	<p>Borrow from a financial institution.</p>  A cartoon illustration of a classical bank building with a large gold coin floating above it, symbolizing borrowing.
<p>Receive it from a family member.</p>  A cartoon illustration of a hand holding several green dollar bills.	<p>Recycle for cash.</p>  A cartoon illustration of a blue and orange pop can with a recycling symbol on it. The can is labeled 'POP' and '275ml'.	<p>Sell something.</p>  A cartoon illustration of a lemonade stand with a sign that says 'LEMONADE' and a price tag that says '5¢'.
<p>Receive a gift.</p>  A cartoon illustration of a gift box with a green dollar sign on top, symbolizing a gift of money.	<p>Receive an allowance.</p>  A cartoon illustration of a girl putting a coin into a pink piggy bank. She is holding a stack of green bills.	<p>FREE SPACE</p>





Where Does Money Come From?

Bingo Card

<p>Earn money working.</p> 	<h1>FREE SPACE</h1>	<p>Receive it from a family member.</p> 
<p>Recycle for cash.</p> 	<p>Borrow from a financial institution.</p> 	<p>Receive an allowance.</p> 
<p>Pick it from a money tree.</p> 	<p>Sell something.</p> 	<p>Receive a gift.</p> 





Where Does Money Come From?

Bingo Card


<p>Receive an allowance.</p> 	<p>Sell something.</p> 	<p>Receive as a gift.</p> 
<p>Earn money working.</p> 	<p>FREE SPACE</p>	<p>Receive it from a family member.</p> 
<p>Borrow from a financial institution.</p> 	<p>Pick it from a money tree.</p> 	<p>Recycle for cash.</p> 



What We Spend Money On — Wants




Cut line




Wants



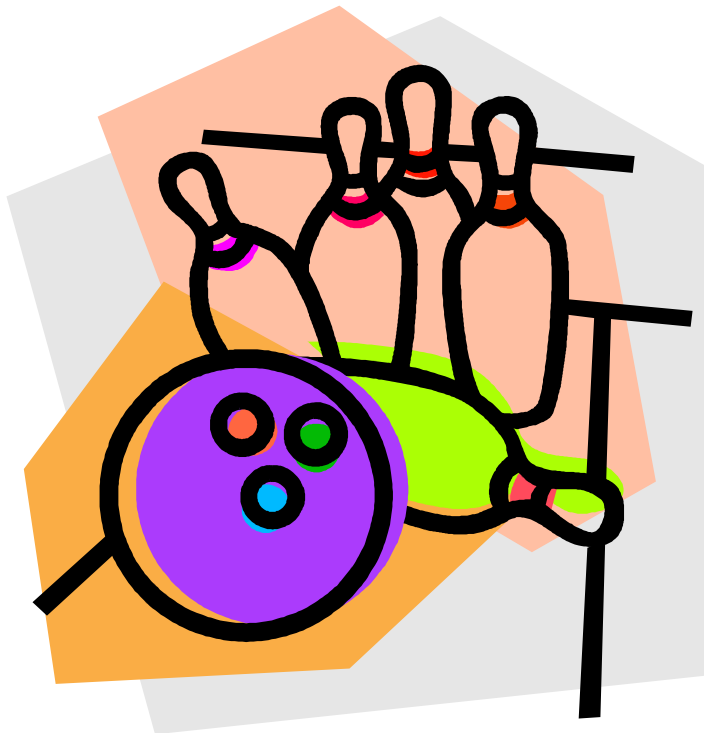
Cut line




Wants




Cut line



Wants




Cut line



Wants



Cut line



Wants




Cut line

What We Spend Money On — Needs

Food, Clothing, Shelter




Cut line




Needs



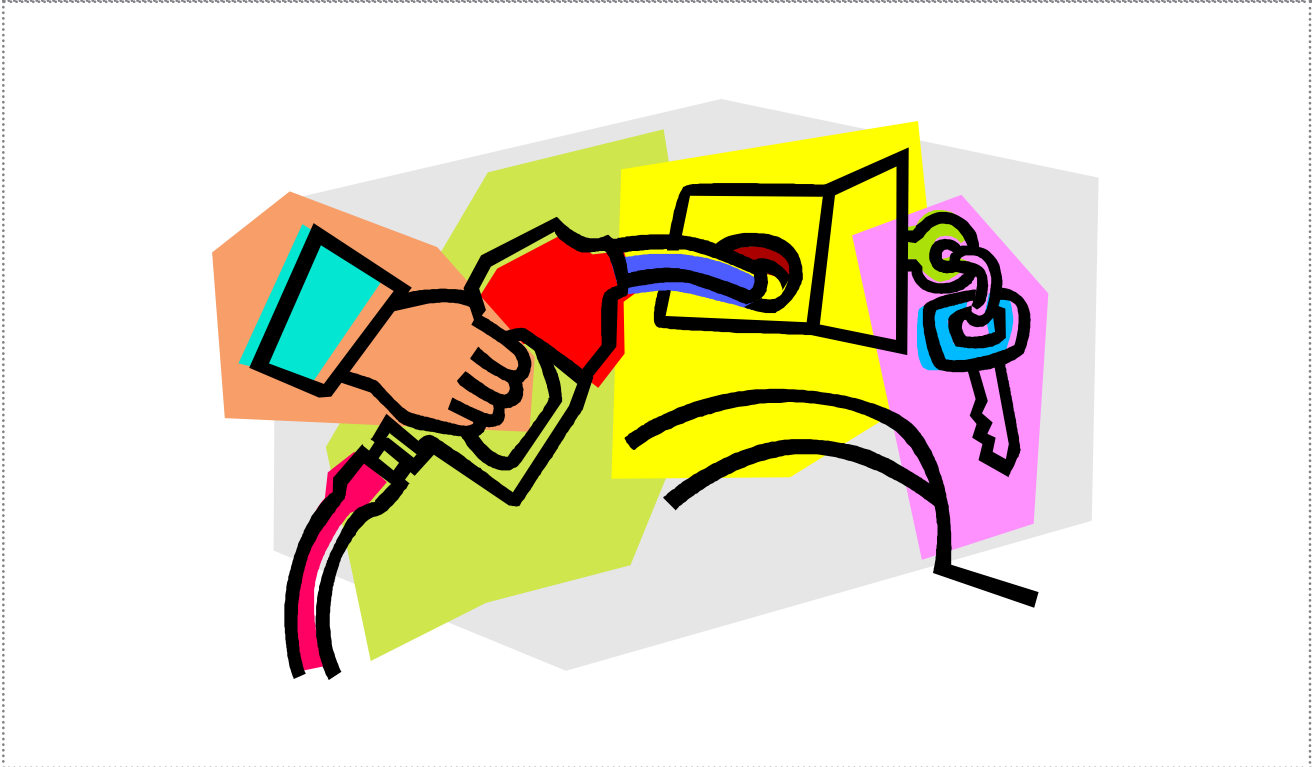
Cut line



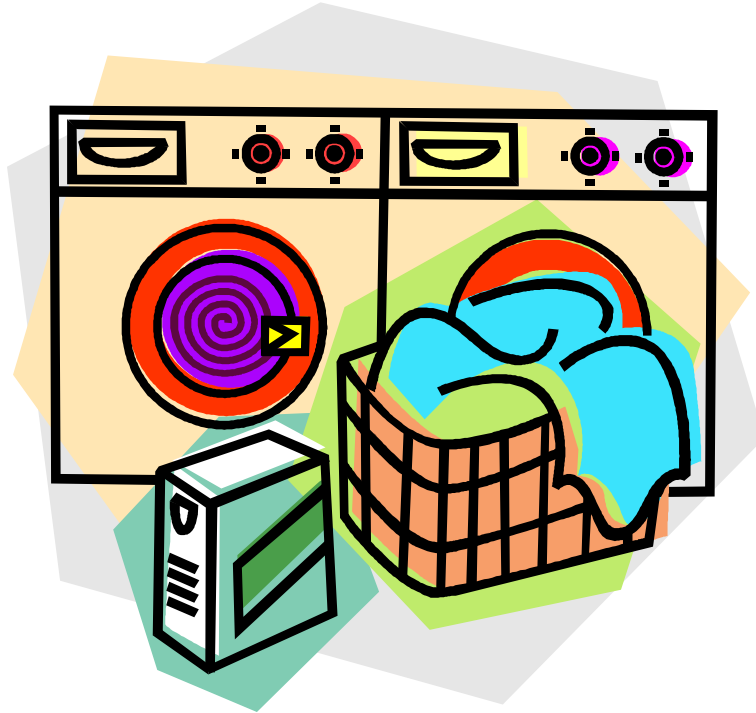
Needs



Cut line



Needs



Cut line



Needs



Cut line





MOOLA MENU

MAIN DISHES

Hamburger	4.50
Chicken Wrap	3.50
Cheese Sandwich	3.00
Pizza (two slices)	4.00
Spaghetti & Meatballs	5.00
Turkey Dinner	5.50
Tuna Fish Sandwich	3.50
Burrito	3.00
Peanut Butter & Jelly Sandwich	3.00

SIDE DISHES

Celery w/ Peanut Butter	1.50
Raw Carrot Sticks & Dip	1.00
Mashed Potatoes	2.00
Stuffed Baked Potato	3.00
Mixed Vegetables	1.50
Corn on the Cob	2.00
Chips & Salsa	2.00
Small Green Salad	2.00
Fruit Salad	3.00

DRINKS

Soda Pop	1.00
100% Juice	1.00
Milk	1.00
Bottled Water	1.00
Ice Cream Shake	2.00

DESSERTS

Sliced Strawberries	1.00
Frozen Yogurt	1.00
Oatmeal Cookies (2)	1.00
Apple Slices & Yogurt Dip	1.00
Frozen Banana Pop	1.50





MEALTIME BUDGETING Version A

Plan your meals. You want to have enough money to pay the bill! Choose at least one item from main dishes, side dishes and drinks.

Name	What we ordered	Price	Grain	Vegetable	Fruit	Milk	Meat/Beans
	✓ the food group						
	Main dish						
	Side dish						
	Drink						
	Dessert						
	Other						
Estimated tax	0.70						

Name	What we ordered	Price	Grain	Vegetable	Fruit	Milk	Meat/Beans
	✓ the food group						
	Main dish						
	Side dish						
	Drink						
	Dessert						
	Other						
Estimated tax	0.70						

Total

Adapted from *Cyberchase: Being Thrifty is So Nifty* by Darri Stephens pbs.org





MEALTIME BUDGETING Version B

Plan your meals. You want to have enough money to pay the bill! Choose at least one item from main dishes, side dishes and drinks.

		What we ordered	Price
Name		Main dish	
		Side dish	
		Drink	
		Dessert	
		Other	
		Estimated tax	0.70
			Total

Adapted from *Cyberchase: Being Thrifty is So Nifty*
by Darri Stephenspbs.org





CHART YOUR SAVINGS

Download the Chart Your Savings handout from

practicalmoneyskills.com/english/pdf/parents/lev_2_lesson_01/p_2_3.pdf

Give one copy to each family to take home.

