

Boone County 4-H Open Horse Fun Shows



SHOW RULES

Saturday, May 19, 2018
Cedar Valley Riders Arena
1 Optimist Dr, Ashland, MO 65243

Registration begins at 9:00 am
Show begins at 10:00 am

Saturday, June 2, 2018
500 E Hwy OO, Hallsville, MO 65255

Registration begins at 3:00 pm
Show begins at 4:00 pm

Saturday, June 23, 2018
Sturgeon Rough Riders Arena
W. Jones St, Sturgeon, MO 65284

Registration begins at 3:00 pm
Show begins at 4:00 pm

For updates the day of the show, please call
Janice – Ashland @ 573-999-1014
Theresa – Hallsville @ 573-691-9658
Bethany – Sturgeon @ 573-881-2872
There are NO rain dates for these events!

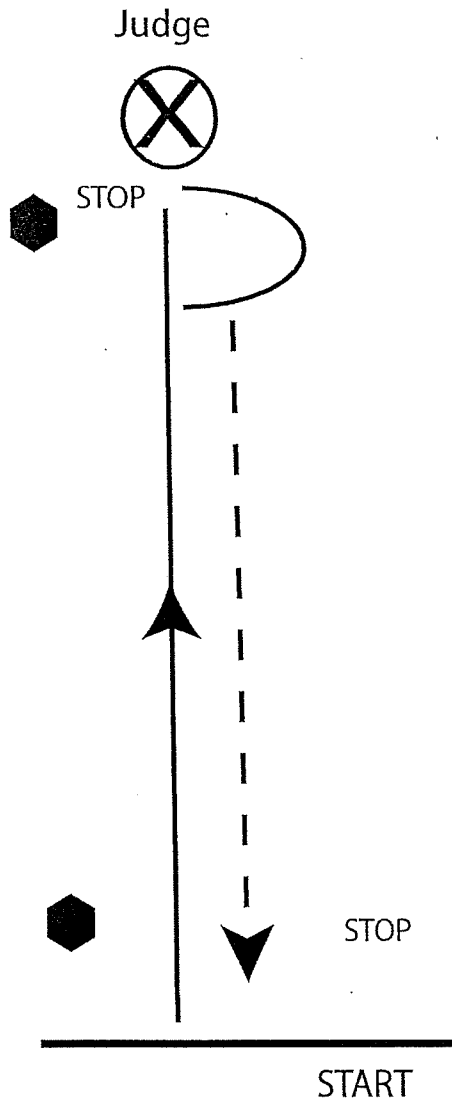
- ◆ 4-H members from all Missouri counties welcome! Rules governing other county horse shows and state events may differ. Those rules should be checked prior to attending other events. Current 4-H Horse Enrollment Form with dated proof of membership in good standing is **required**. A current (within one year) vet issued original Coggins test is **required for each horse**. **Horses & riders without these items will not be allowed to show - NO EXCEPTIONS!**
- ◆ Entry Fees are **\$3.00 per class** per one horse/one rider and are non-refundable. There is a limit of \$50 per family. (Members must live in the same household.)
- ◆ Patterns will be posted at the Announcer's Stand. Classes marked with an asterisk (*) may have a pattern.
- ◆ Only one entry per class. Walk/Trot cannot cross over.
- ◆ The judge(s) will be using 2018 Boone County Horsemanship Guidelines. **A properly fitted ASTM-SEI Equestrian Safety Helmet is required for all Games and English classes. In all cases, the judge's decision is final!**
- ◆ Year-end High Point and Reserve High Point Awards will include all three shows, Performance and Games classes combined. Only Boone County 4-H members in good standing are eligible for these awards. Green Horse is not eligible for High Point.
- ◆ Changes to show times or show cancellations will be posted on the Boone County MO 4H Horsemanship Facebook page, a mass text and/or email will be sent to all families enrolled for this service, or you can contact one of the leaders listed on the left.
- ◆ The Boone County 4H Horsemanship Committee has the right to split and/or combine classes as necessary.

Sponsored by the Boone County Horsemanship Committee

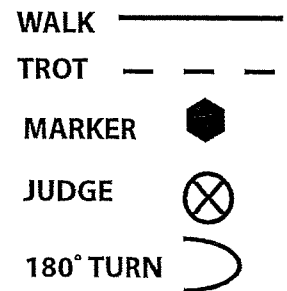
1. Showmanship All Ages; Horses 56" & Under*
2. Showmanship 14-18 Years*
3. Showmanship 11-13 Years*
4. Showmanship 8-10 Years*
5. Showmanship Green Horse—Halter*
6. Showmanship Walk/Trot*
7. Western Pleasure All Ages; Horses 56" & Under
8. Western Equitation All Ages; Horses 56" & Under*
9. Western Pleasure 14-18 Years
10. Western Equitation 14-18 Years*
11. Western Pleasure 11-13 Years
12. Western Equitation 11-13 Years*
13. Western Pleasure 8-10 Years
14. Western Equitation 8-10 Years*
15. Western Pleasure Green Horse
16. Western Equitation Green Horse*
17. Western Pleasure Walk/Trot
18. Western Equitation Walk/Trot*
19. Therapeutic Horsemanship All Ages; Any Breed
20. Reining All Ages; Horses 56" & Under*
21. Reining 14-18 Years*
22. Reining 11-13 Years*
23. Reining 8-10 Years*
24. English Pleasure All Ages; Horses 56" & Under
25. English Equitation* All Ages; Horses 56" & Under
26. English Pleasure 14-18 Years
27. English Equitation* 14-18 Years
28. English Pleasure 11-13 Years
29. English Equitation* 11-13 Years
30. English Pleasure 8-10 Years
31. English Equitation* 8-10 Years
32. English Pleasure Green Horse
33. English Equitation* Green Horse
34. English Pleasure Walk/Trot
35. English Equitation* Walk/Trot
36. Pole Bending All Ages; Horses 56" & Under
37. Pole Bending 14-18 Years
38. Pole Bending 11-13 Years
39. Pole Bending 8-10 Years
40. Pole Bending Green Horse
41. Pole Bending Walk/Trot
42. Flag Race All Ages; Horses 56" & Under
43. Flag Race 14-18 Years
44. Flag Race 11-13 Years
45. Flag Race 8-10 Years
46. Flag Race Green Horse
47. Flag Race Walk/Trot
48. Barrel Race All Ages; Horses 56" & Under
49. Barrel Race 14-18 Years
50. Barrel Race 11-13 Years
51. Barrel Race 8-10 Years
52. Barrel Race Green Horse
53. Barrel Race Walk/Trot
54. Down & Back All Ages; Horses 56" & Under
55. Down & Back 14-18 Years (go down the arena & around
56. Down & Back 11-13 Years Barrel & then run back
57. Down & Back 8-10 Years through the timer!)
58. Down & Back Green Horse
59. Down & Back Walk/Trot

(A)

Showmanship
All classes



1. Walk from gate to Judge in a straight line.
2. Stop and set up your pony
3. At Judge's signal do a 180° turn
 - a. All turns are to be to the right.
4. Trot a straight line to the marker
5. Stop and exit the arena

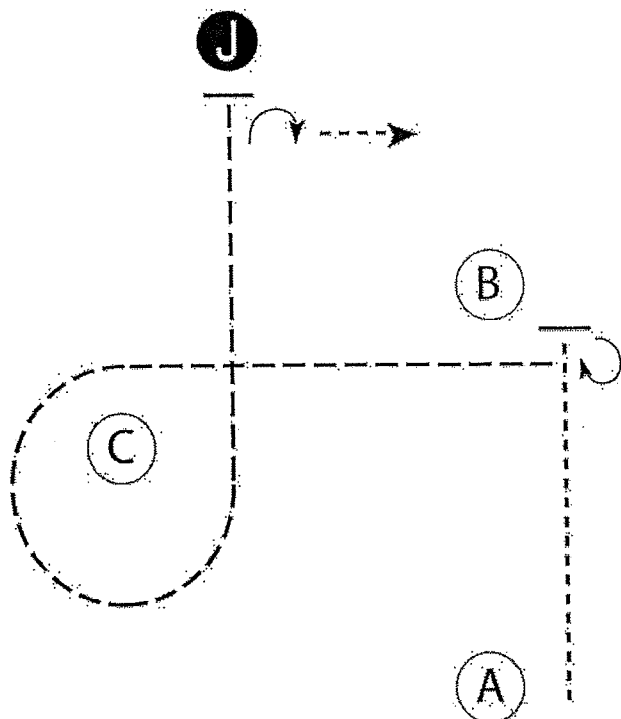


(B)

Showmanship All Classes

www.HorseShowPatterns.com

www.HorseShowPatterns.com



Be ready at A.

1. Walk from A to B.
2. Stop just before B and perform a 270 degree turn.
3. Trot to and around C and to judge as shown.
4. Stop and set up for inspection.
5. When dismissed, perform a 90 degree turn and walk away.

Follow the instructions of your ring steward.

Walk	-----
Trot	-----
Back	←-----
Marker	⊙
Judge	●

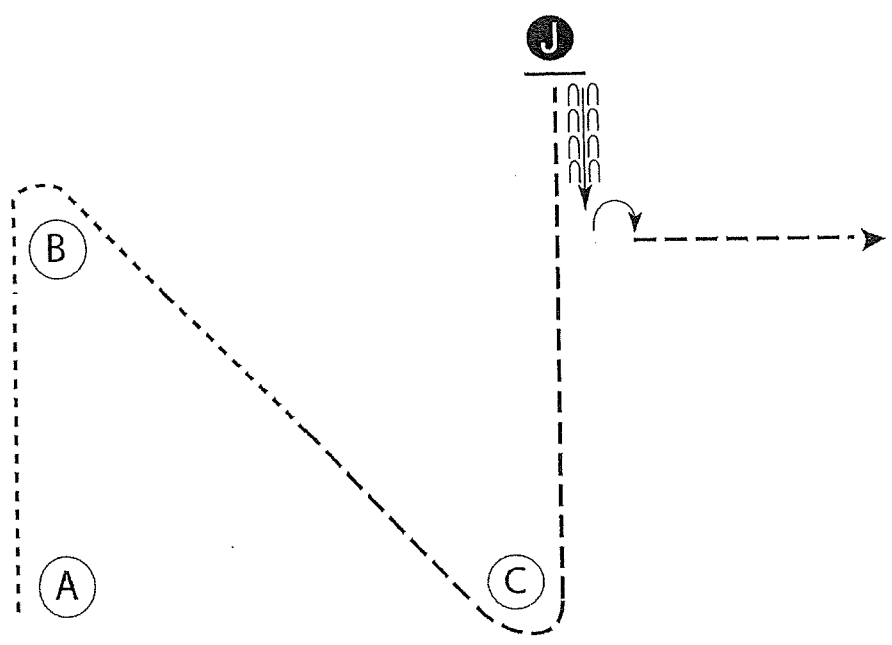
Boone County Missouri 4-H Fun Shows

Showmanship (C)

All Classes

www.HorseShowPatterns.com

www.HorseShowPatterns.com



- Be ready at A.
1. Walk to and around B.
 2. Halfway to C, trot to and around C and straight to judge.
 3. Stop and set up for inspection.
 4. When dismissed, back one horse length.
 5. Perform a 90 degree turn.
 6. Trot straight away to finish.

Walk	-----
Trot	—————
Back	←←←←←
Marker	Ⓚ
Judge	Ⓜ

[S/WT-22]

Pattern Provided by:
Boone County 4-H Horsemanship Committee

(A)

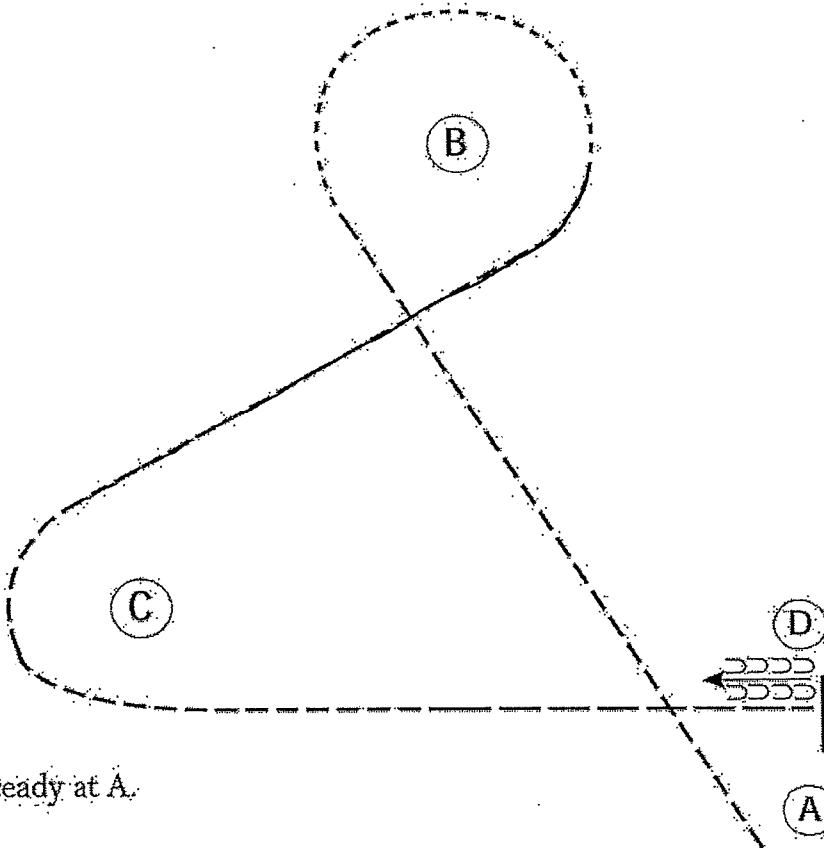
Western Equitation

- 8. Horses 56" + under
- 10. 14-18
- 12. 11-13

14. 8-10

www.HorseShowPatterns.com

www.HorseShowPatterns.com



Be ready at A.

1. Jog to B.
2. At B, walk and walk around B.
3. Right lead canter to C. Extended Jog to D.
4. Stop at D and back approximately one horse length.

Follow the instructions of your ring steward.

- Walk
- Jog
- Extended Jog
- Lope
- Leg Yield
- Lead Change
- Back
- Marker
- Sidepass

[WH/WT-54]

(A)

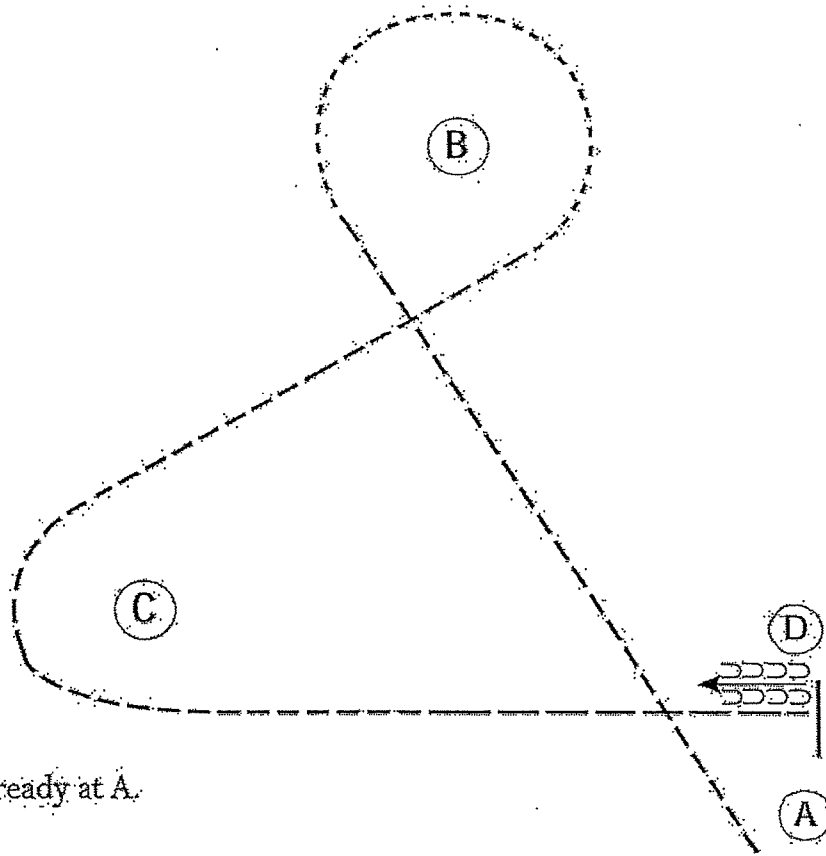
Western Equitation

18. Wall/Trot

16. Green Horse

W W W . H O R S E S H O W P A T T E R N S . C O M

W W W . H O R S E S H O W P A T T E R N S . C O M



Be ready at A.

1. Jog to B.
2. At B, walk and walk around B.
3. Jog to and around C and to D.
4. Stop at D and back approximately one horse length.

Follow the instructions of your ring steward.

Walk	-----
Jog	-----
Extended Jog	-----
Lope	-----
Leg Yield	
Lead Change	↘
Back	← D D D D D D D D
Marker	⊙ B
Sidepass	←→

[WH/WT-54]

(B)

Western Equitation--

8. Horses 56+ under

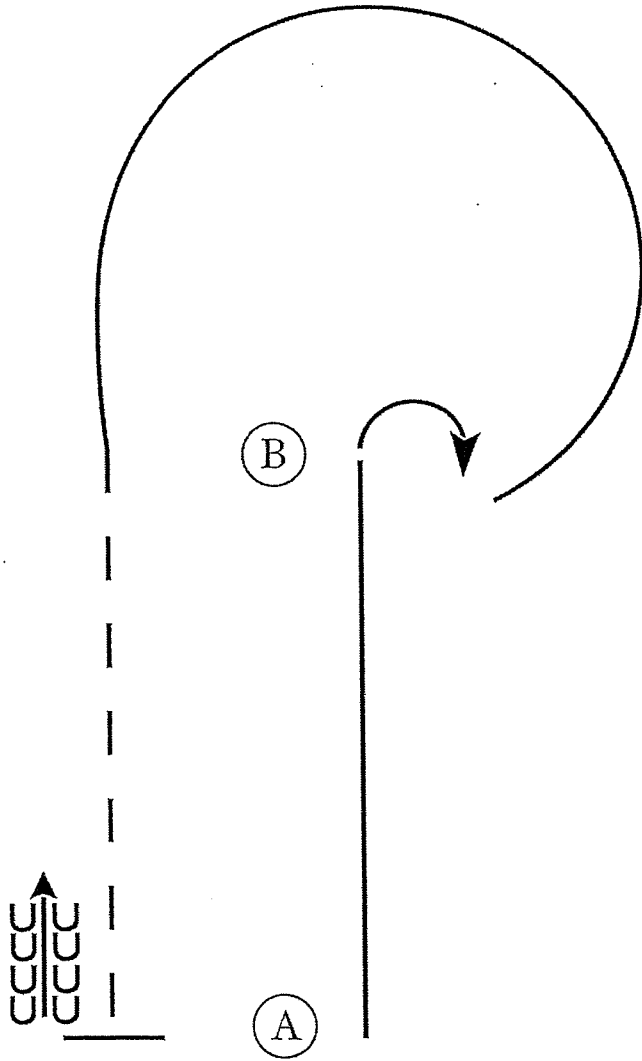
10. 14-18

12. 11-13

14. 8-10

www.HorseShowPatterns.com

www.HorseShowPatterns.com



1. Lope on the right lead A to B.
2. At B perform a 90 degree turn to the right.
3. Lope a circle to B on the left lead.
4. At B extend the jog to A.
5. At A stop and Back 4 steps.

Walk	-----
Jog	- . - . - . - .
Extended Jog	-----
Lope	=====
Leg Yield	
Lead Change	---/---
Back	←←←←
Marker	(B)
Sidepass	←→

(B)

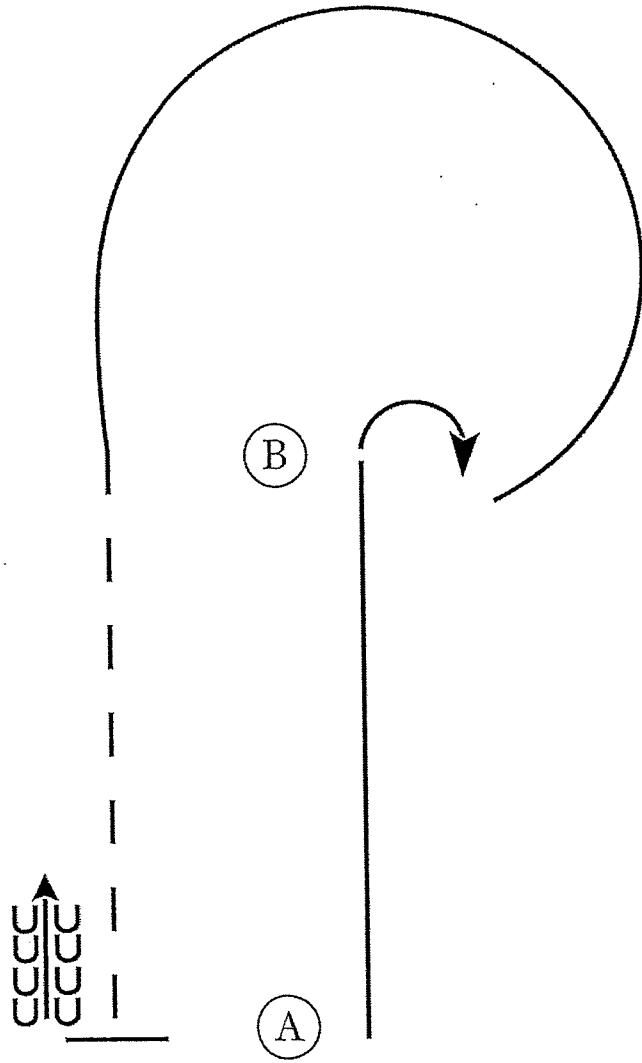
Western Equitation

18) Walk / Trot

16) Green Horse

www.horsheshowpatterns.com

www.horsheshowpatterns.com

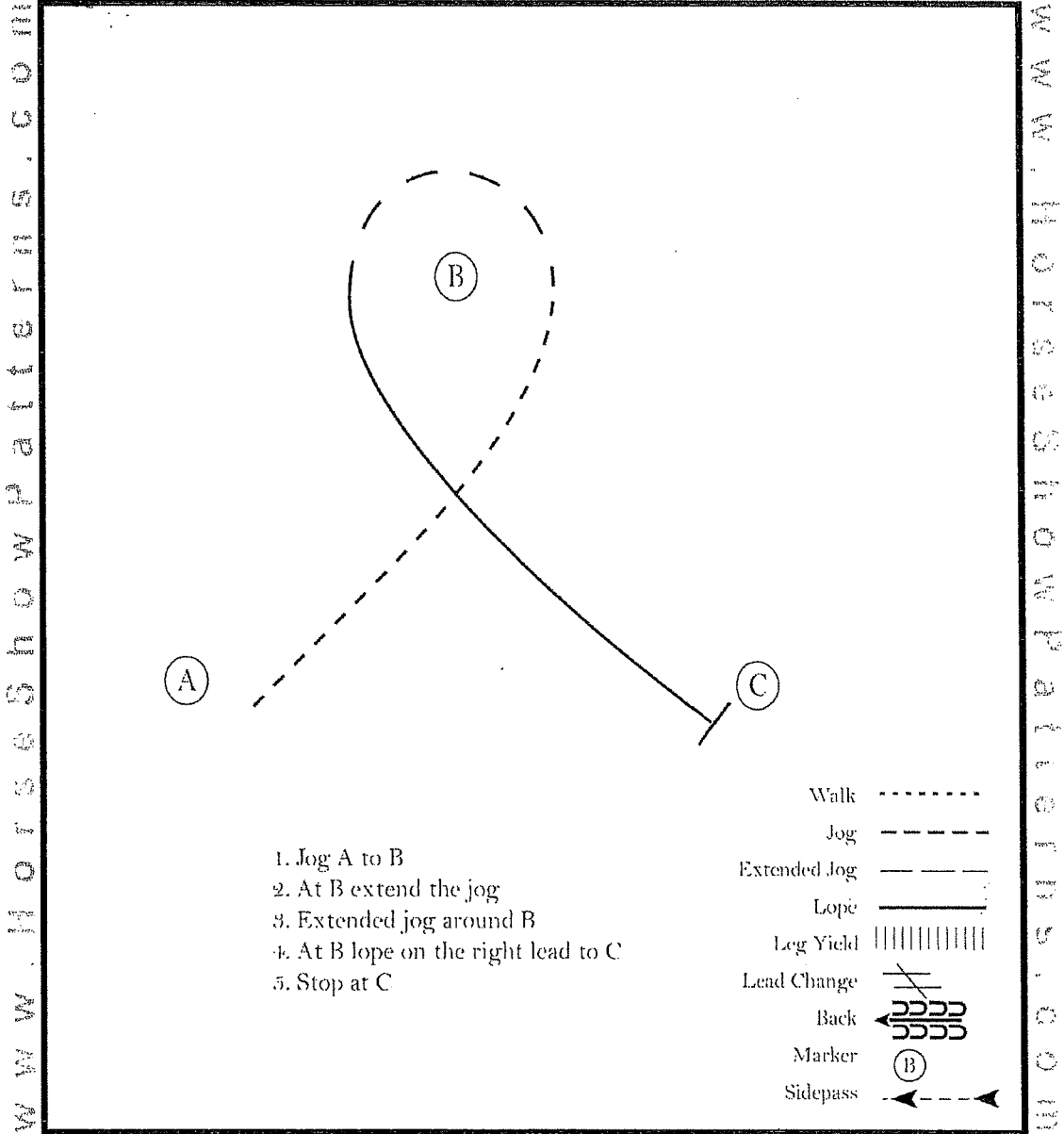


1. Walk from A to B.
2. At B perform a 90 degree turn to the right.
3. Trot a circle around B.
4. At B walk to A.
5. At A stop and Back 4 steps.

- Walk
- Jog
- Extended Jog
- Lope
- Leg Yield
- Lead Change
- Back
- Marker
- Sidepass

Boone County Missouri 4-H Fun Shows

Horsemanship (C) 10) 14-18 8) 56+ under
 12) 11-13 44) 8-10



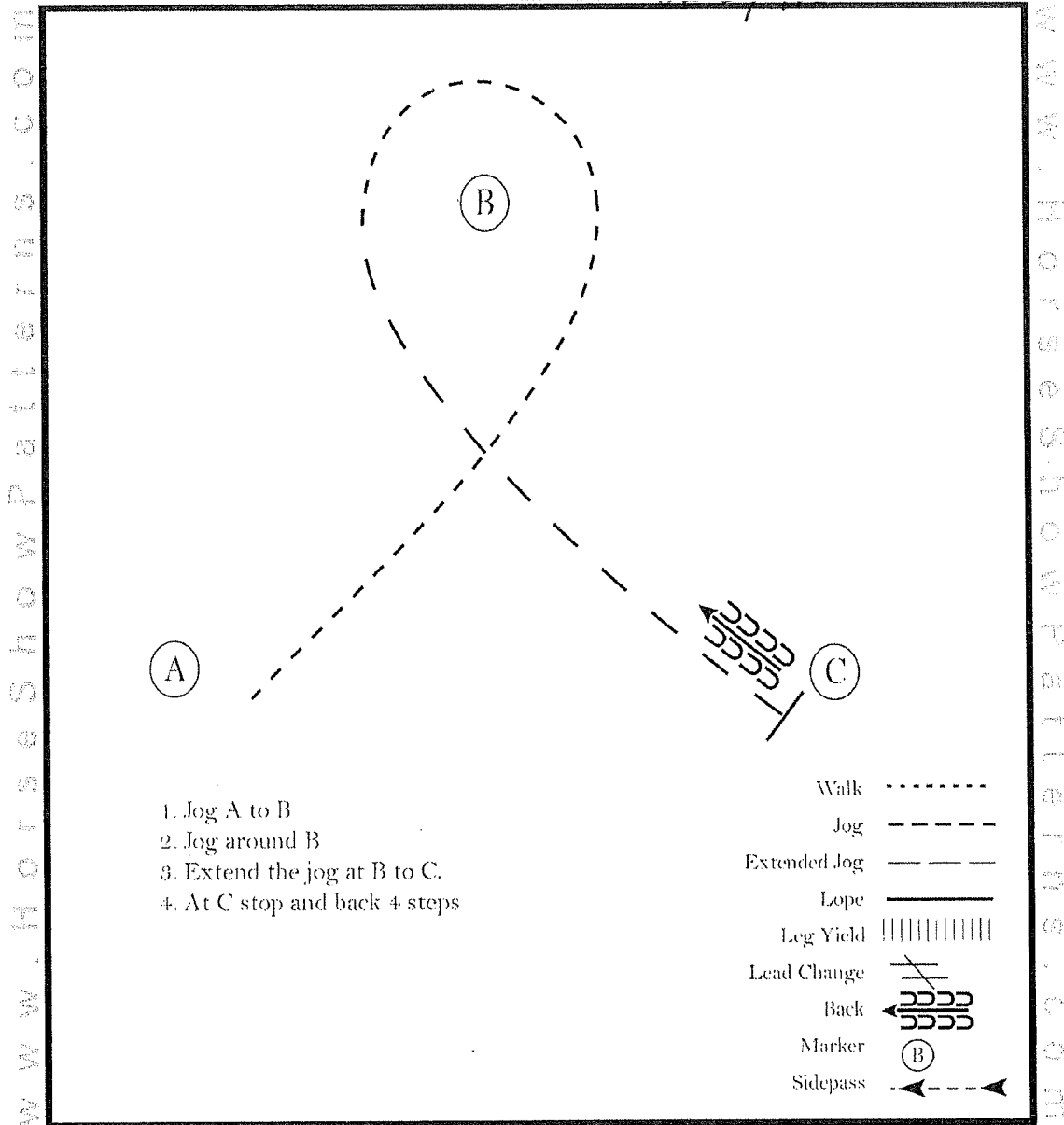
[WH/1-3]

Pattern Provided by:

Boone County 4-H Horsemanship Committee

Boone County Missouri 4-H Fun Shows

Horsemanship (C) 16) Green Horse
18) Walk Trot



[WH/WT-9]

Pattern Provided by:

Boone County 4-H Horsemanship Committee

(A)

English Equitation

25) Horses 56 tunde

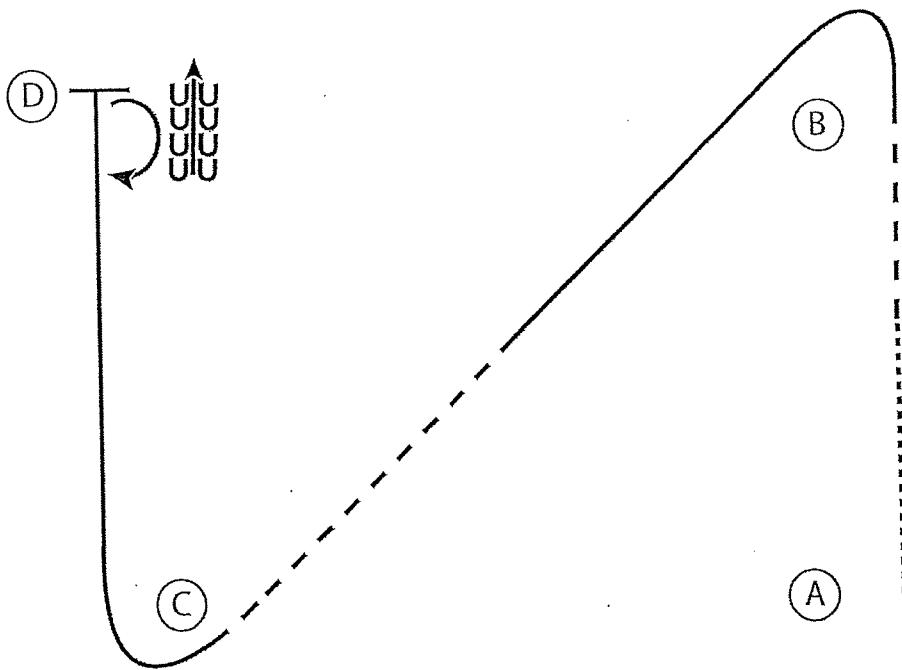
27) 14-18

29) 11-13

31) 8-10

www.HorseShowPatterns.com

www.HorseShowPatterns.com



1. Walk halfway from A to B
2. Sitting trot to B
3. At B canter on the left lead halfway to C
4. Posting trot to C
5. At C canter on the right lead to D
6. Stop at D and perform a 180 degree turn to the right on the forehand
7. Back 4 steps

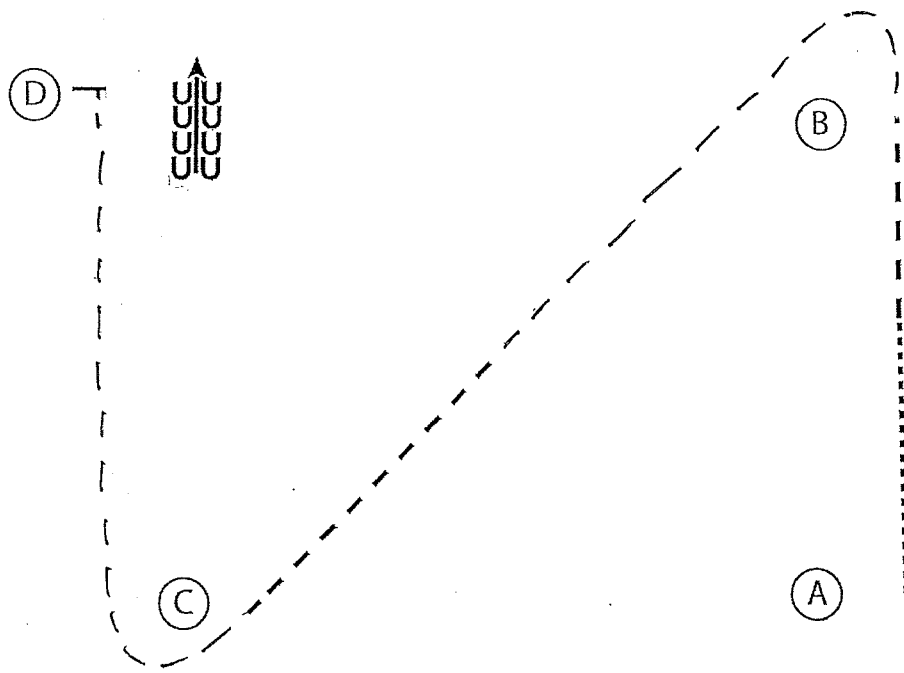
Walk	-----
Trot	-----
Extended Trot	-----
Canter	-----
Leg Yield	
Lead Change	↗ ↘
Back	←←←←
Marker	(B)
Sidepass	←→

[HSE/2-11]

(A)
 English Equitation
 35) Walk / Trot
 33) Green Horse

www.HorseShowPatterns.com

www.HorseShowPatterns.com



1. Walk halfway from A to B
2. Sitting trot to B
3. At B Right diagonal posting trot to C
4. Change diagonal at C
5. Stop at D
6. Back 4 steps

Walk	
Trot	
Extended Trot	
Canter	
Leg Yield	
Lead Change	
Back	
Marker	
Sidepass	

[HSE/2-11]

English Equitation (B)

25) Horses 56 + under

27) 14-18

29) 11-13

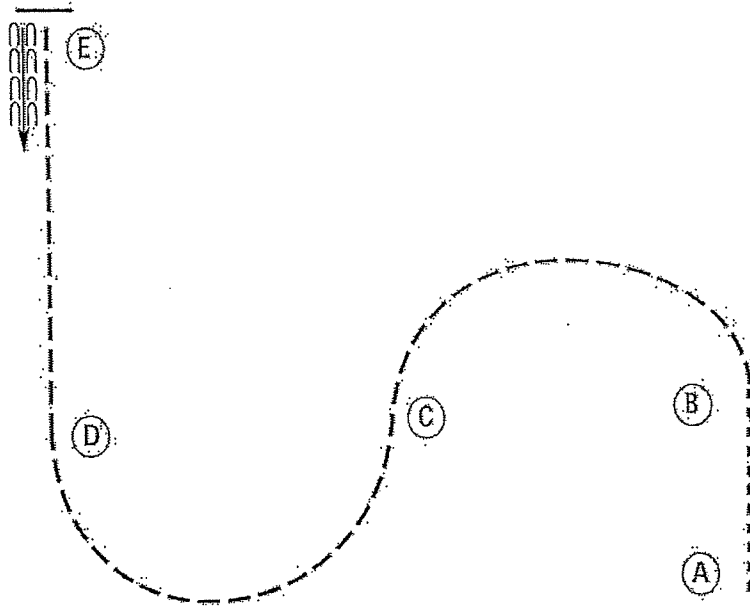
31) 8-10

33) Green Horse

(No Canter)

www.HorseShowPatterns.com

www.HorseShowPatterns.com



Be ready at A.

1. Walk from A to B.
2. Sitting trot from B to C.
3. Posting trot on the left diagonal from C to D.
4. Change diagonals at D.
5. Posting trot on the right diagonal from D to E.
6. Stop at E: Back approximately one horse length.
7. Follow the instructions of your ring steward.

Walk	-----
Trot	-----
Extended Trot	-----
Canter	-----
Leg Yield	
Lead Change	↗ ↘
Back	←←←←
Marker	⊙
Sidepass	←→
Hand Gallop	-----

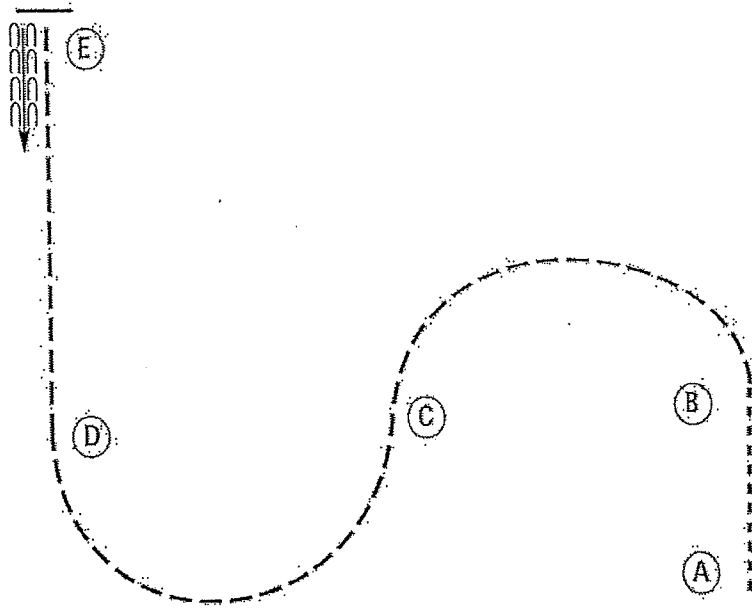
[HSE/WT-17]

English Equitation (B)

35) Walk/Trot

www.horsheshowpatterns.com

www.horsheshowpatterns.com



Be ready at A.

1. Walk from A to B.
2. Sitting trot from B to C.
3. Posting trot on the left diagonal from C to D.
4. Change diagonals at D.
5. Posting trot on the right diagonal from D to E.
6. Stop at E: Back approximately one horse length.
7. Follow the instructions of your ring steward.

Walk	-----
Trot	-----
Extended Trot	-----
Canter	-----
Leg Yield	
Lead Change	↖ ↗
Back	←←←←
Marker	⊙
Sidepass	←→
Hand Gallop	-----

[HSE/WT-17]

(C)

Boone County Missouri 4-H Fun Shows

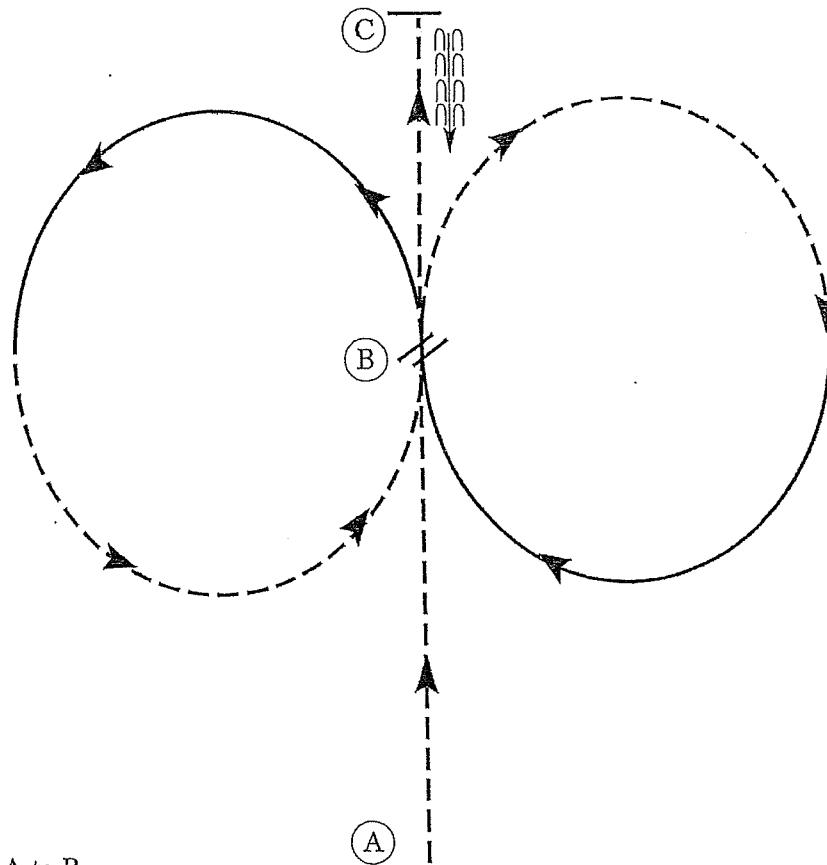
Hunt Seat Equitation

25) 56 + under
27) 14-18

29) 11-13
31) 8-10

w w w . H o r s e S h o w P a t t e r n s . c o m

w w w . H o r s e S h o w P a t t e r n s . c o m



1. Sitting trot A to B
2. At B posting trot on the left diagonal in a half circle.
3. Canter on the right lead back to B.
4. Change leads at B and canter on the left lead in a half circle.
5. Posting trot on the right diagonal back to B.
6. Sitting trot to C.
7. Stop at C and back approximately one horse length.

Exit at a sitting trot.

Walk	-----
Trot	- - - - -
Extended Trot	- - - - -
Canter	—————
Leg Yield	
Lead Change	////
Back	←○○○○
Marker	ⓑ
Sidepass	←←
Hand Gallop	-----

[HSE/3-21]

Pattern Provided by:

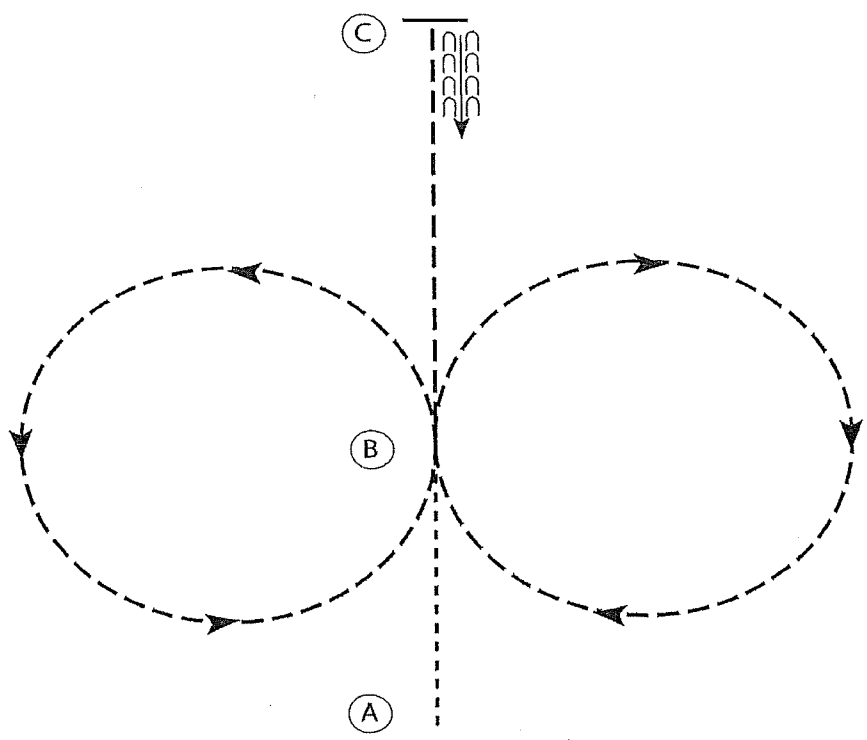
Boone County 4-H Horsemanship Committee

Boone County Missouri 4-H Fun Shows

Hunt Seat Equitation (C) 33) Green Horse
35) Walk/Trot

www.horsheshowpatterns.com

www.horsheshowpatterns.com



1. Walk A to B.
2. At B posting trot a circle to the right on the proper diagonal.
3. At B posting trot a circle to the left on the proper diagonal.
4. At B sitting trot to C.
5. At C stop and back approximately one horse length.

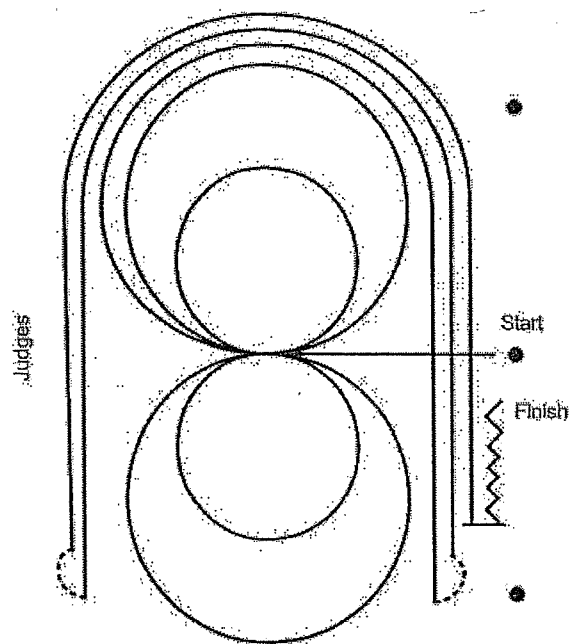
Walk	-----
Trot	- - - - -
Extended Trot	— — — — —
Canter	—————
Leg Yield	
Lead Change	— / —
Back	←←←←←
Marker	⊙
Sidepass	←←←
Hand Gallop	———

[HSE/WT-5]

Pattern Provided by:

Boone County 4-H Horsemanship Committee

Reining All classes



Pattern 1

Beginning at the center of the arena facing the left wall or fence:

1. Begin a large figure 8 at lope starting to the right.
2. Make a small figure 8 at a lope. Change leads at the center of the arena.
3. Begin a large circle to the right but do not close this circle. Run straight down the right side of the arena past the center marker and do a left rollback at least twenty feet (six meters) from wall or fence - no hesitation.
4. Lope straight up the right side of the arena, circle the top end of the arena, and staying at least 20 feet (6 meters) from the walls or fence, run straight down the left side of the arena past the center marker and do a right rollback - no hesitation.
5. Lope straight up the left side of the arena, circle the top end of the arena, and staying at least 20 feet (6 meters) from the walls or fence, run straight down the right side of the arena past the center marker and a sliding stop.
6. Back to the center marker. Hesitate to demonstrate the completion of the pattern.
7. Walk to judge for inspection until dismissed.

Boone County Missouri 4-H Fun Shows

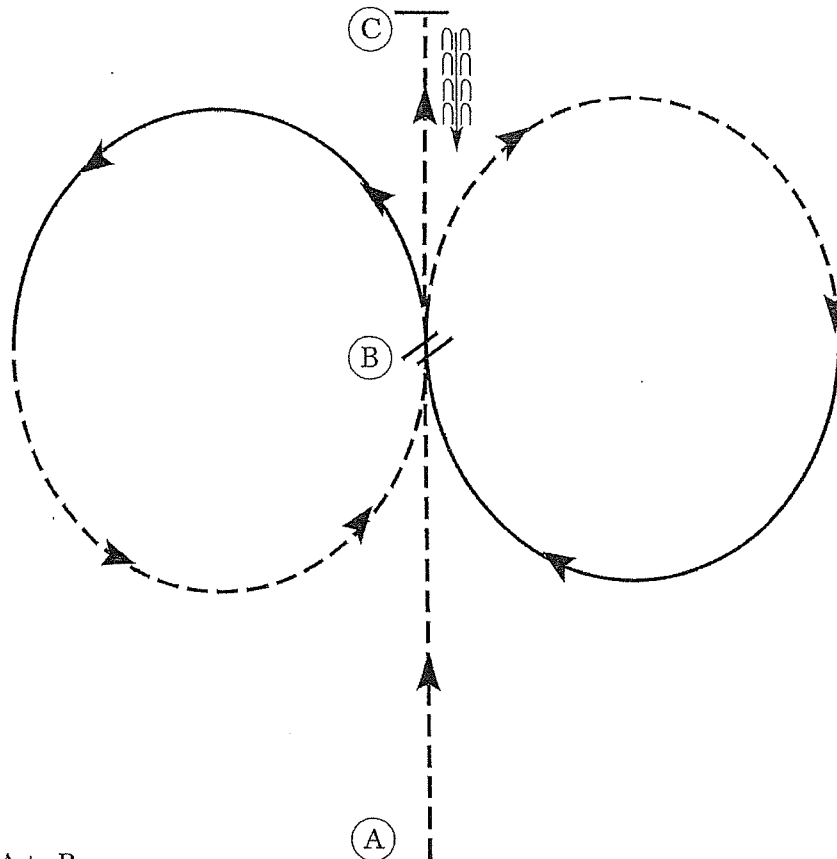
Hunt Seat Equitation

25) 56 + under
27) 14-18

29) 11-13
31) 8-10

www.HorseShowPatterns.com

www.HorseShowPatterns.com



1. Sitting trot A to B
2. At B posting trot on the left diagonal in a half circle.
3. Canter on the right lead back to B.
4. Change leads at B and canter on the left lead in a half circle.
5. Posting trot on the right diagonal back to B.
6. Sitting trot to C.
7. Stop at C and back approximately one horse length.

Exit at a sitting trot.


Walk	-----
Trot	- - - - -
Extended Trot	-----
Canter	-----
Leg Yield	
Lead Change	—/—
Back	←←←←←
Marker	(B)
Sidepass	←←←
Hand Gallop	-----

[HSE/3-21]

Pattern Provided by:

Boone County 4-H Horsemanship Committee

Boone County 4-H Open Horse Fun Shows



SHOW RULES

Saturday, May 19, 2018
Cedar Valley Riders Arena
1 Optimist Dr, Ashland, MO 65243
 Registration begins at 9:00 am
 Show begins at 10:00 am

Saturday, June 2, 2018
500 E Hwy OO, Hallsville, MO 65255
 Registration begins at 3:00 pm
 Show begins at 4:00 pm

Saturday, June 23, 2018
Sturgeon Rough Riders Arena
W. Jones St, Sturgeon, MO 65284
 Registration begins at 3:00 pm
 Show begins at 4:00 pm

For updates the day of the show, please call
 Janice – Ashland @ 573-999-1014
 Theresa – Hallsville @ 573-691-9658
 Bethany – Sturgeon @ 573-881-2872
 There are NO rain dates for these events!

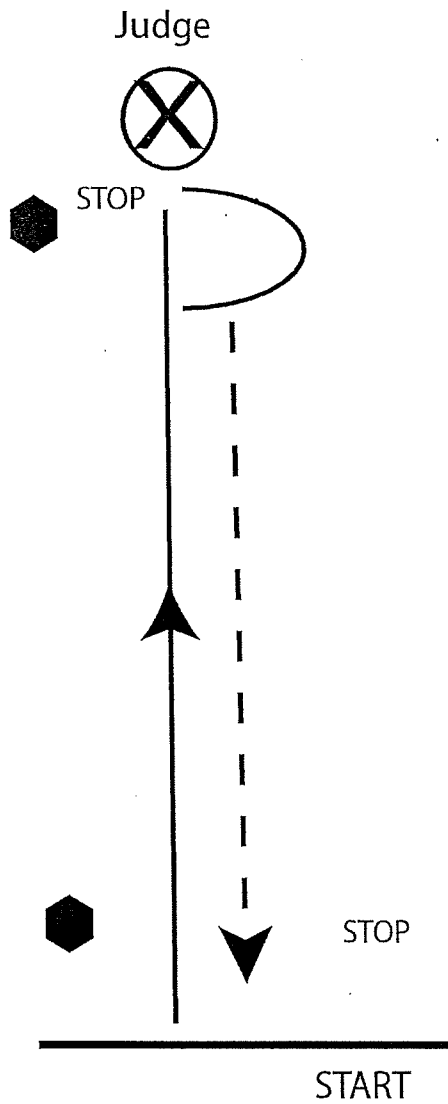
- ◆ 4-H members from all Missouri counties welcome! Rules governing other county horse shows and state events may differ. Those rules should be checked prior to attending other events. Current 4-H Horse Enrollment Form with dated proof of membership in good standing is **required**. A current (within one year) vet issued original Coggins test is **required for each horse. Horses & riders without these items will not be allowed to show - NO EXCEPTIONS!**
- ◆ Entry Fees are **\$3.00 per class** per one horse/one rider and are non-refundable. There is a limit of \$50 per family. (Members must live in the same household.)
- ◆ Patterns will be posted at the Announcer's Stand. Classes marked with an asterisk (*) may have a pattern.
- ◆ Only one entry per class. Walk/Trot cannot cross over.
- ◆ The judge(s) will be using 2018 Boone County Horsemanship Guidelines. **A properly fitted ASTM-SEI Equestrian Safety Helmet is required for all Games and English classes. In all cases, the judge's decision is final!**
- ◆ Year-end High Point and Reserve High Point Awards will include all three shows, Performance and Games classes combined. Only Boone County 4-H members in good standing are eligible for these awards. Green Horse is not eligible for High Point.
- ◆ Changes to show times or show cancellations will be posted on the Boone County MO 4H Horsemanship Facebook page, a mass text and/or email will be sent to all families enrolled for this service, or you can contact one of the leaders listed on the left.
- ◆ The Boone County 4H Horsemanship Committee has the right to split and/or combine classes as necessary.

Sponsored by the Boone County Horsemanship Committee

1. Showmanship All Ages; Horses 56" & Under*
2. Showmanship 14-18 Years*
3. Showmanship 11-13 Years*
4. Showmanship 8-10 Years*
5. Showmanship Green Horse—Halter*
6. Showmanship Walk/Trot*
7. Western Pleasure All Ages; Horses 56" & Under
8. Western Equitation All Ages; Horses 56" & Under*
9. Western Pleasure 14-18 Years
10. Western Equitation 14-18 Years*
11. Western Pleasure 11-13 Years
12. Western Equitation 11-13 Years*
13. Western Pleasure 8-10 Years
14. Western Equitation 8-10 Years*
15. Western Pleasure Green Horse
16. Western Equitation Green Horse*
17. Western Pleasure Walk/Trot
18. Western Equitation Walk/Trot*
19. Therapeutic Horsemanship All Ages; Any Breed
20. Reining All Ages; Horses 56" & Under*
21. Reining 14-18 Years*
22. Reining 11-13 Years*
23. Reining 8-10 Years*
24. English Pleasure All Ages; Horses 56" & Under
25. English Equitation* All Ages; Horses 56" & Under
26. English Pleasure 14-18 Years
27. English Equitation* 14-18 Years
28. English Pleasure 11-13 Years
29. English Equitation* 11-13 Years
30. English Pleasure 8-10 Years
31. English Equitation* 8-10 Years
32. English Pleasure Green Horse
33. English Equitation* Green Horse
34. English Pleasure Walk/Trot
35. English Equitation* Walk/Trot
36. Pole Bending All Ages; Horses 56" & Under
37. Pole Bending 14-18 Years
38. Pole Bending 11-13 Years
39. Pole Bending 8-10 Years
40. Pole Bending Green Horse
41. Pole Bending Walk/Trot
42. Flag Race All Ages; Horses 56" & Under
43. Flag Race 14-18 Years
44. Flag Race 11-13 Years
45. Flag Race 8-10 Years
46. Flag Race Green Horse
47. Flag Race Walk/Trot
48. Barrel Race All Ages; Horses 56" & Under
49. Barrel Race 14-18 Years
50. Barrel Race 11-13 Years
51. Barrel Race 8-10 Years
52. Barrel Race Green Horse
53. Barrel Race Walk/Trot
54. Down & Back All Ages; Horses 56" & Under
55. Down & Back 14-18 Years (go down the arena & around
56. Down & Back 11-13 Years Barrel & then run back
57. Down & Back 8-10 Years through the timer!)
58. Down & Back Green Horse
59. Down & Back Walk/Trot

(A)

Showmanship All classes



1. Walk from gate to Judge in a straight line.
2. Stop and set up your pony
3. At Judge's signal do a 180° turn
 - a. All turns are to be to the right.
4. Trot a straight line to the marker
5. Stop and exit the arena

WALK	—————
TROT	- - - - -
MARKER	⬠
JUDGE	⊗
180° TURN	⤴