

Missouri State Fair 4-H Show

Showmanship Quarter Type: ~~12 & Under~~ (class #15)

Show Date: 07-26-2018




8-10, Green Horse, ~~Walk/Trot~~
Classes 4, 5, 6

www.HorsesShowPatterns.com

Be ready at A.

1. Walk from A to judge.
2. Stop and set up for inspection.
3. When dismissed, trot to B.
4. Stop at B and back approximately one horse length.
5. Perform a 270 degree turn.

Walk straight away and follow the instructions of your ring steward.

Walk
 Trot - - - - -
 Back 
 Marker 
 Judge 

[S/1-60]

Pattern Provided by:
Crouse

Missouri State Fair 4-H Show

Showmanship Quarter Type: ~~Novice~~ (class #16)

Show Date: 07-26-2018




Walk/Trot Class 6
Green Horse Class 5

www.HorsesShowPatterns.com

Be ready at A.

1. Walk from A to judge.
2. Stop and set up for inspection.
3. When dismissed, trot to B.
4. Stop at B and perform a 270 degree turn.

Walk straight away and follow the instructions of your ring steward.

Walk
 Trot - - - - -
 Back 
 Marker 
 Judge 

[S/MT-60]

Pattern Provided by:
Crouse

Missouri State Fair 4-H Show
Western Equitation Walk/Trot / Green
Horsemanship Quarter Type: Novice Walk/Trot (Class #42) Horse

Show Date: 07-26-2018 Classes: 18, 20

Be ready at A.

1. Walk approximately two horse lengths from A.
2. Jog halfway to C.
3. Extended jog a half circle to B.
4. Stop and perform a 1/2 turn to the right.
5. Jog until even with C.

Pattern is over once you have passed C at the jog.

Follow the directions of your ring steward.

Walk
 Jog - - - - -
 Extended Jog - - - - -
 Lope _____
 Lead Change _____
 Back ← - - - - -
 Marker (B)

www.horseshowpatterns.com [WHWT-79]

Pattern Provided by:

Crouse

Missouri State Fair 4-H Show
8-10 Class 16
Horsemanship Quarter Type: 12 & Under (Class #43)

Show Date: 07-26-2018

Be ready at A.

1. Walk approximately two horse lengths from A.
2. Jog halfway to C.
3. Lope a half circle on the right lead to B.
4. Stop and perform a 1/2 turn to the right.
5. Jog until just past C. Jog a square corner left.
6. Lope on the left lead until even with C.
7. Continue lope to exit.

Pattern is over once you have passed C at the lope.

Follow the directions of your ring steward.

Walk
 Jog - - - - -
 Extended Jog - - - - -
 Lope _____
 Lead Change _____
 Back ← - - - - -
 Marker (B)

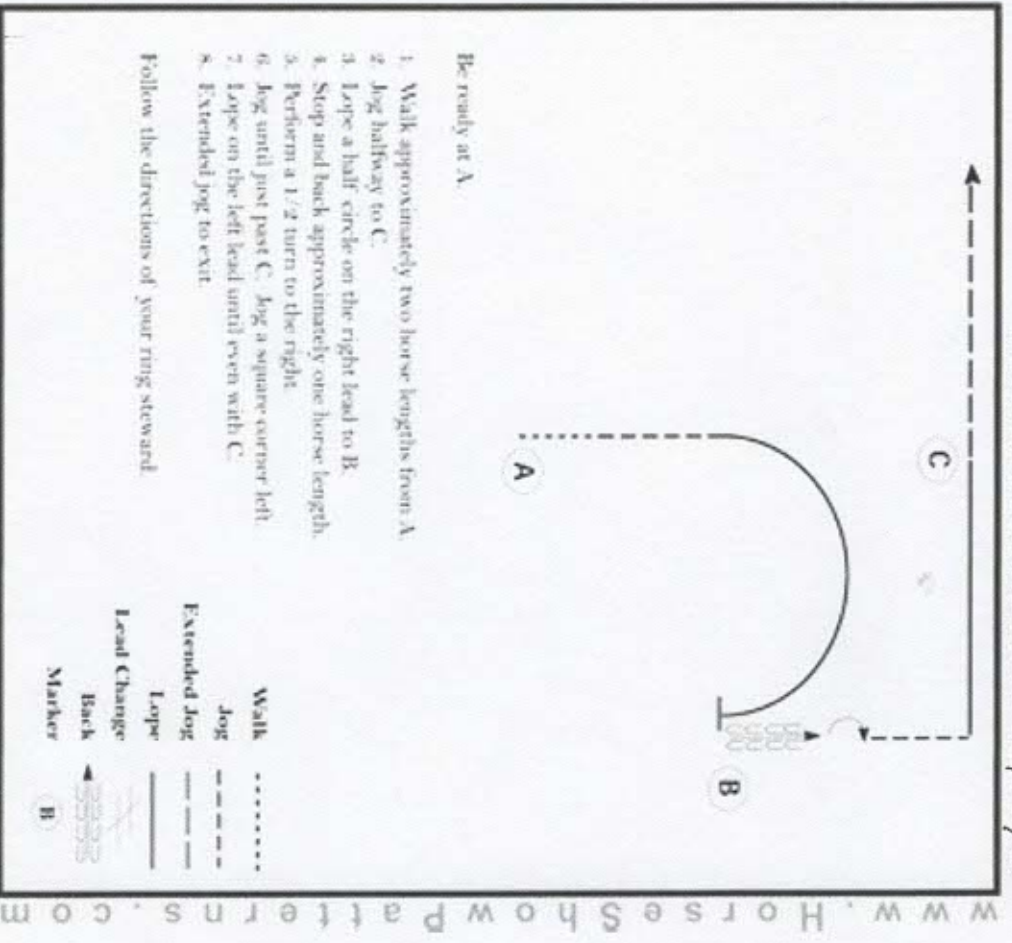
www.horseshowpatterns.com [WH12-79]

Pattern Provided by:

Crouse

Missouri State Fair 4-H Show
Western Equitation 14-21, 11-13, 56" & under
Horsemanship Quarter Type: 13-8, 14, 16-8-Over (class #44 & #45)

Show Date: 07-26-2018 Classes: 10, 12, 14



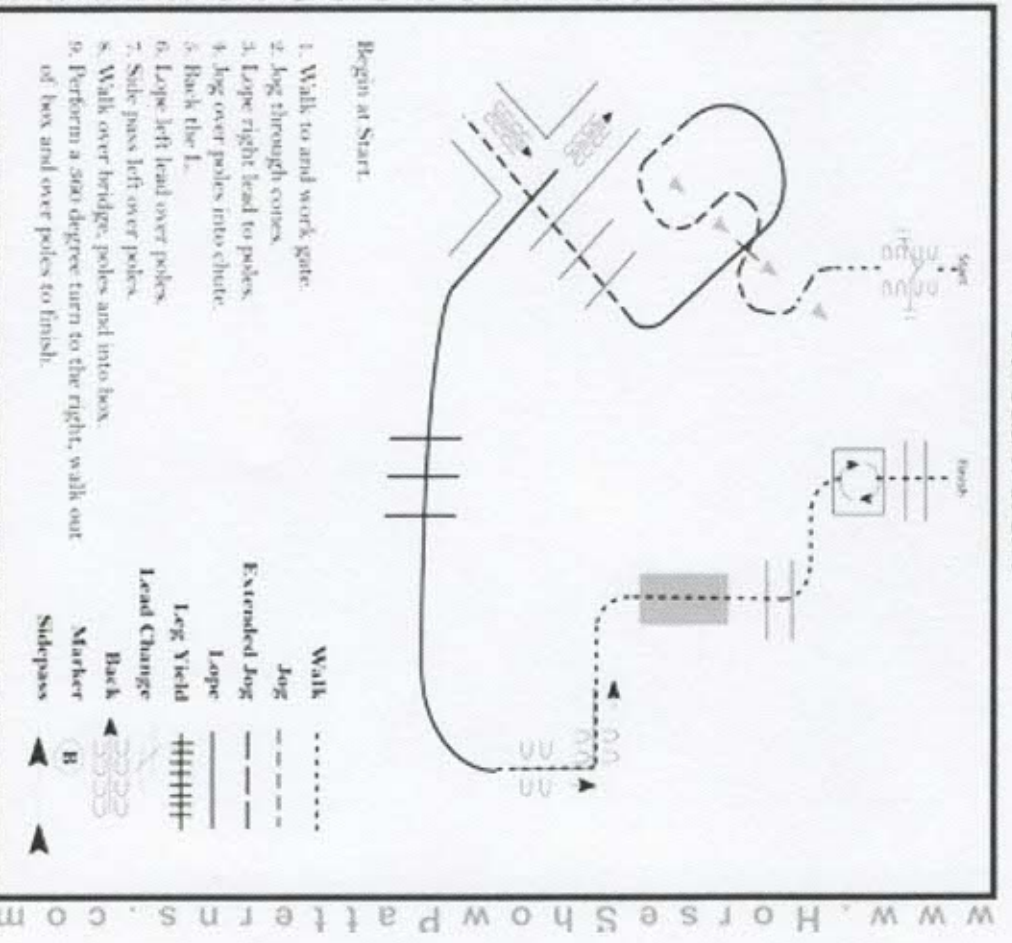
Pattern Provided by:
Crouse

[WH4-79]

Missouri State 4-H Horse Show

Trail 13-14

Show Date: 07-26-2018



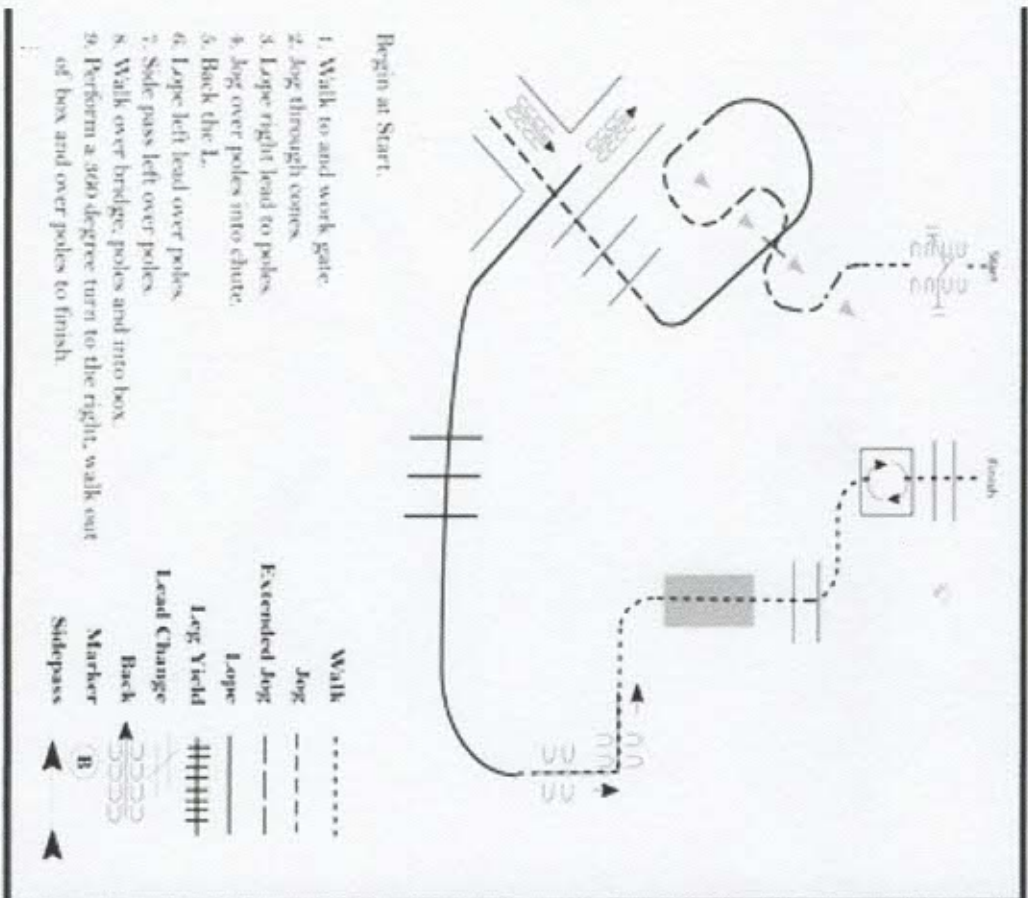
Pattern Provided by:
Kayla Dill

[T2-3]

Missouri State 4-H Horse Show

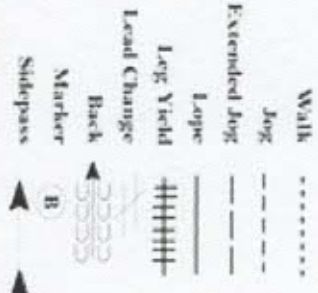
Trail 15+

Show Date: 07-28-2018



Begin at Start:

1. Walk to and work gate
2. Jog through cones
3. Loose right lead to poles
4. Jog over poles into chute
5. Back the L.
6. Loose left lead over poles
7. Side pass left over poles
8. Walk over bridge, poles and into box.
9. Perform a 360 degree turn to the right, walk out of box and over poles to finish



Pattern Provided by:

Kayla Dill

[T/2-3]

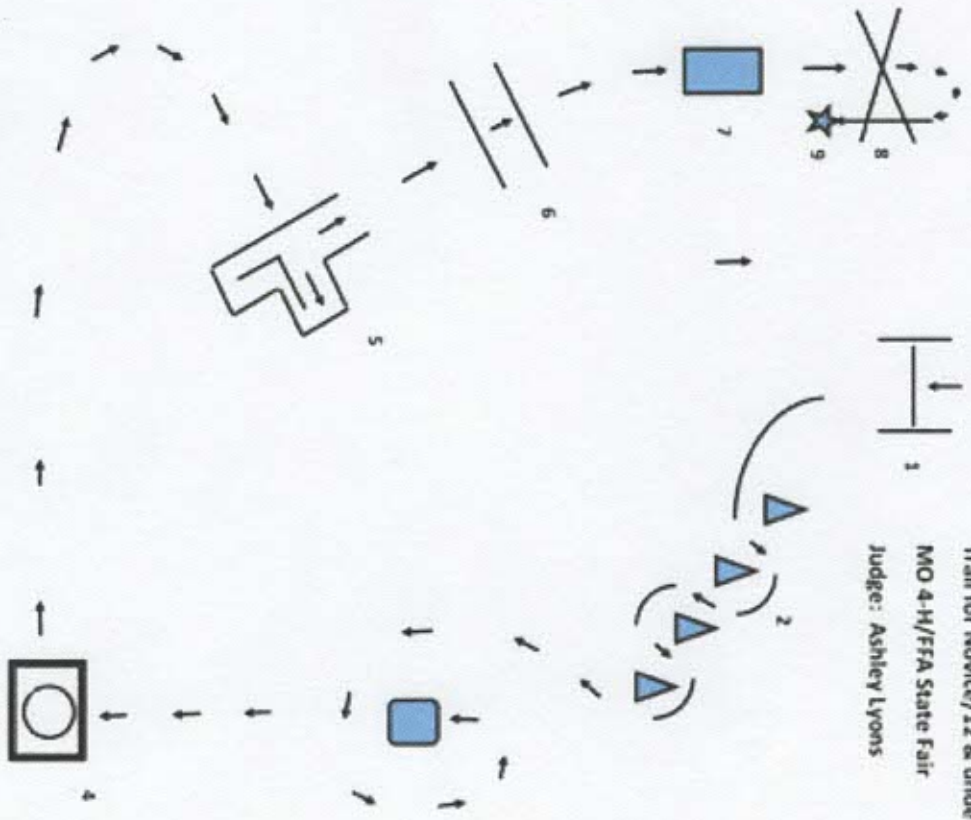
www.horseshowpatterns.com

Arena Entrance & Exit

Trail for Novice/12 & under

MO 4-H/FFA State Fair

Judge: Ashley Lyons

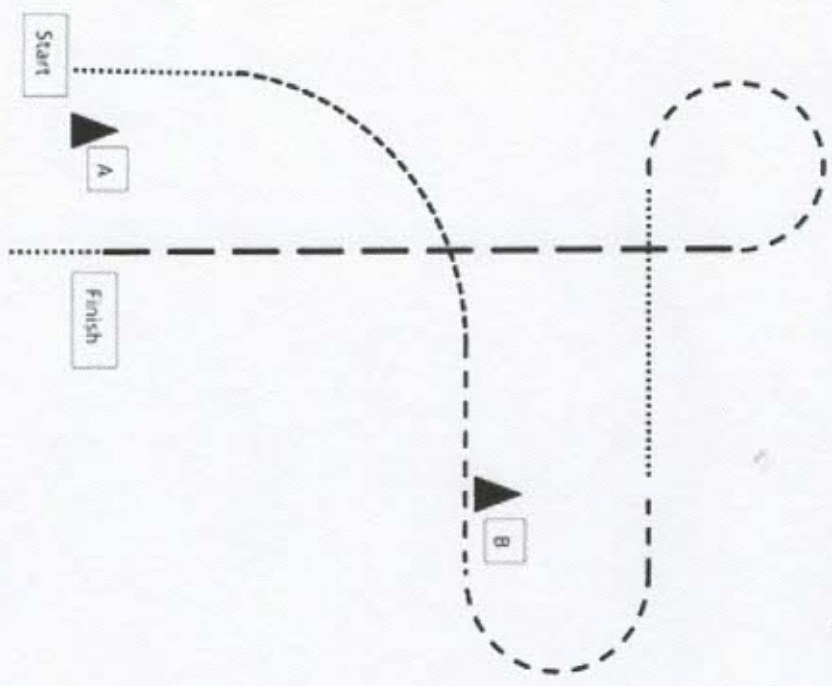


1. Enter Arena at walk and work left handed gate.
2. Walk through cone serpentine. Begin Jog (Novice) /Lope (12 & under) after last cone.
3. Jog (Novice)/lope 8-10, around mailbox to the mailbox. Stop. Work Mailbox.
4. Walk to box. Enter. Stop in box. Perform 360 turn to right. Exit. After exit, begin Jog (Novice)/Lope (12 & under)
5. Jog (Novice)/Lope (12 & under) into chute. Stop. Back an "L". Walk out.
6. Walk over poles.
7. Walk over bridge.
8. Jog over poles as indicated.
9. Stop. Wait to be dismissed.

#53 English Equitation Novice (Walk, Trot), Saddle Type All Ages,

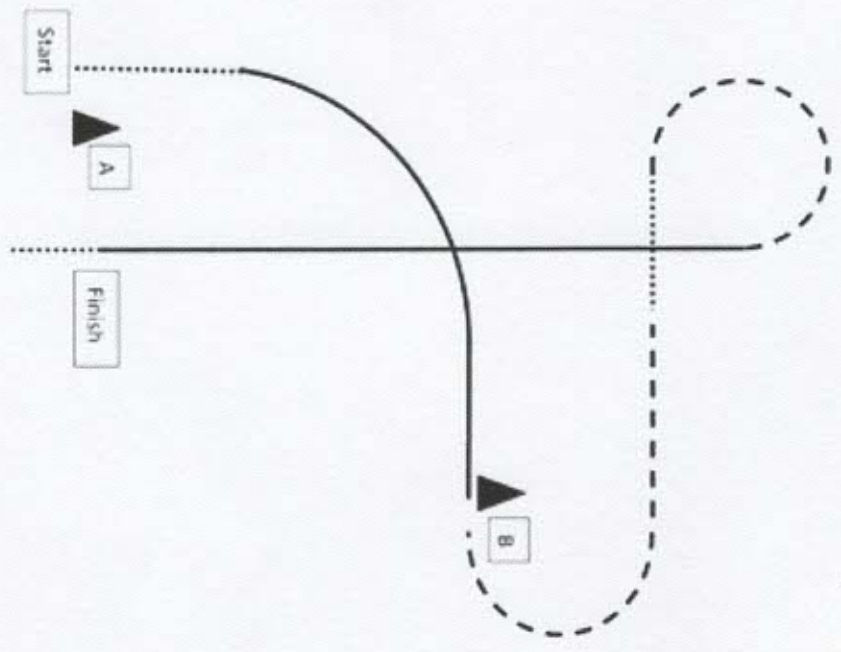
#59 Hunt Seat Equitation Novice (Walk, Trot) All Ages

English Equitation Green Horse, Walk Trot, 8-10 Gaited Equitation Class 22, 32, 34, 30



- Start at the walk at A
- Transition to the sitting trot on a curve to B
- Execute a posting trot on the right diagonal on a half circle to the left around B
- When even with B transition to the walk
- Walk at least six steps
- Demonstrate a posting trot on the left diagonal for 1/2 of a circle to the right
- Demonstrate an extended trot until even with A
- Break to the walk at A
- Pattern ends after the break to the walk

#54 English Equitation Saddle Type All Ages



- Start at the walk at A
- Demonstrate a right lead canter to B
- Execute a posting trot on the right diagonal on a left curve until halfway between A and B
- Halfway between A and B break to the walk
- Walk at least six steps
- Demonstrate a posting trot on the left diagonal for 1/2 of a circle to the right
- Demonstrate an left lead canter to A
- Break to the walk at A
- Pattern ends after the break to the walk

