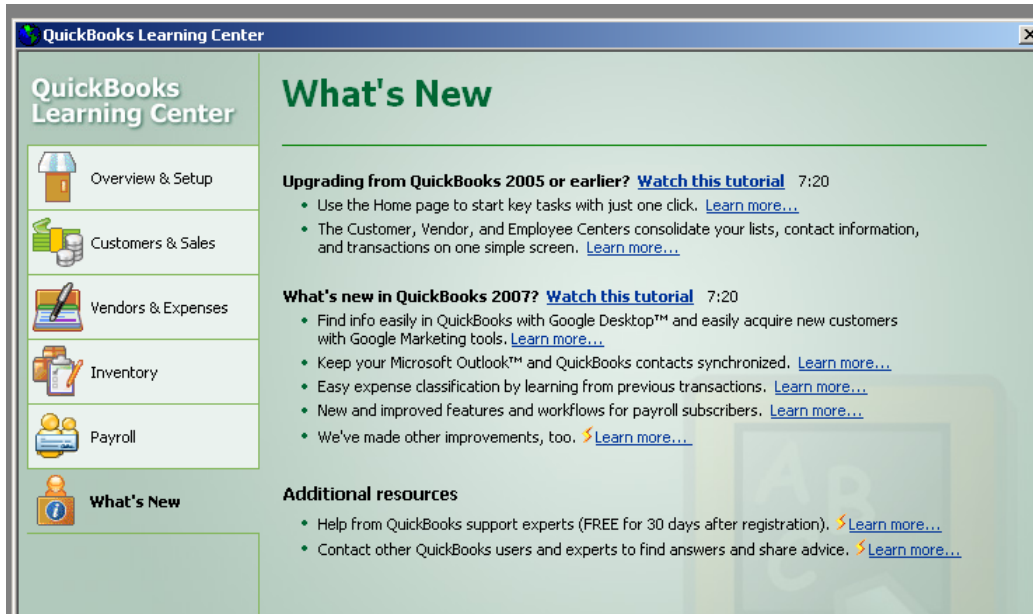


## New QuickBooks Pro 2007 Features

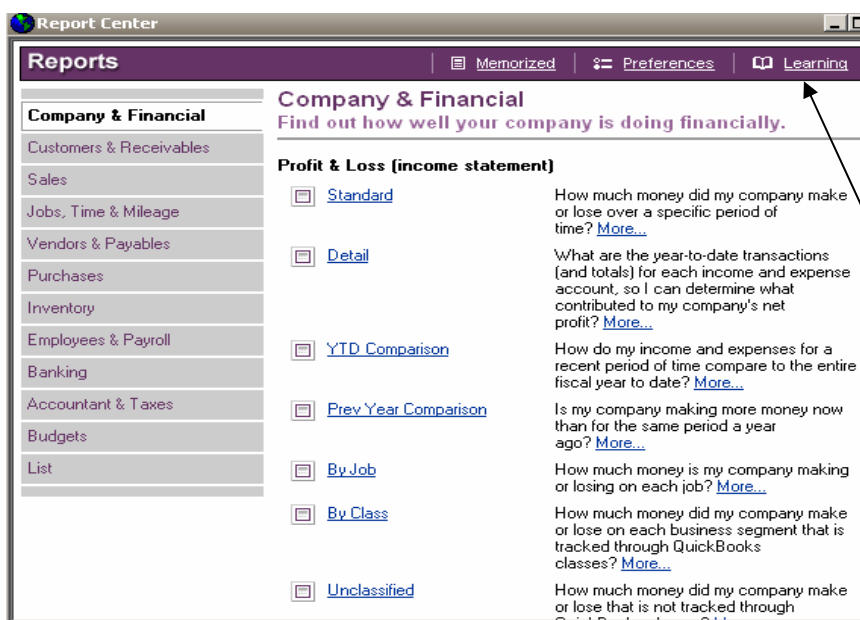
### Listen to Audio Tutorials and review written Tutorial.

- Select **Help** from menu bar.
- Select **Learning Center Tutorials**. ←



### Report Tutorials

- Click **Reports** from the menu bar.
- Select **Reports Center**.

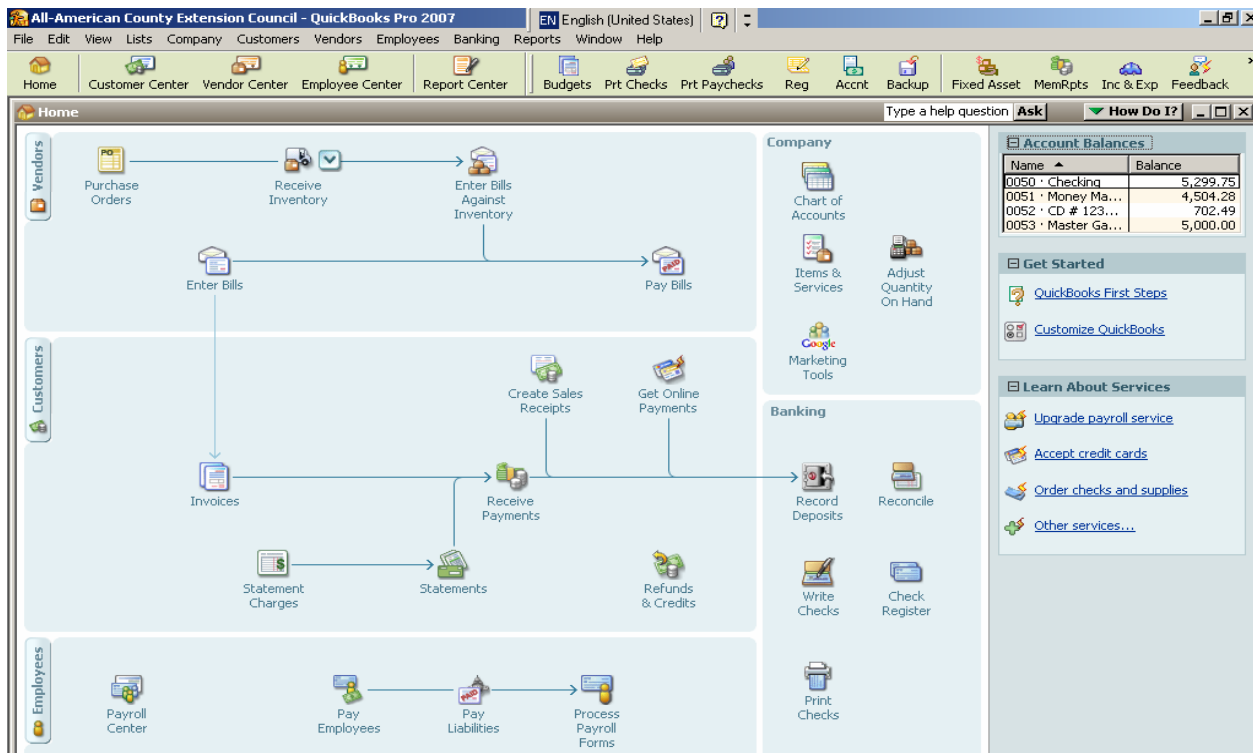


**County Program Directors** may be interested in the Reports Center and the excellent Video Learning Tutorial.

Click **Learning** on top right corner of Reports Center screen.

## Navigation and Screen displays

Main screen displays – Vendors, Customers, Employees, Company, Banking, Bank Account Balances.



## What's New or Different in QuickBooks 2007?

### Main navigation screen

#### Employee Center, Vendor Center, Customer Center.

Pay schedule setup for paychecks and tax/benefit liability checks.

#### Report Center – description of reports.

#### Voided/Deleted Transactions Summary or Detail Reports.

Select Reports Center button at top of screen.

Click Accountant and Taxes.

Click Voided/Deleted Transactions – summary or detail. Specify date range.

#### Quick Reports

- from Registers. Click Quick Report button.
- from Lists. Right click on class, accounts, employee. Left click on Quick Report.
- from Write check screen. Right click anywhere in check transaction screen. Left click on Quick Report.
- From Employee, Vendor, or Customer Centers. Click Quick Report button.

**Excellent Learning Tutorials** – audio and text. Select Help from menu bar, select Learning Tutorial.